



Deck Jig™



Crown-Pro™



Multi-Mark™



Square-Cut™

Volume 26

Fall 2010

Product Catalog

TOOLS AND ACCESSORIES

In September of 1989, I took my "Craig's Jig" to a local woodworking show to get it in front of a woodworking crowd for the very first time. 20 years later, as I sit and think about it, things at Kreg and for the woodworking industry as a whole have changed quite dramatically. While our particular family owned business has grown and prospered, high school woodshop classes have disappeared from our public schools, consumer acceptance of cheap RTA furniture has increased, woodworking show attendance has gone down, and the list goes on.

During the past few years though, I've noticed some particularly encouraging trends in the woodworking industry which I think speak to the longevity and broad appeal of woodworking. Individuals who previously would have never thought of themselves as 'woodworkers' are stepping up, giving it a try, and discovering what they've been missing all along. Whether it's due to the current economic conditions, new and exciting DIY TV shows promoting the value of building projects yourself, the internet's ability to spread a message quickly, or just the desire for homeowners to try something new and different... the fact is that things are changing.

Thankfully, at Kreg, we're excited to be playing a significant role in this turn around. With the Kreg Jig®, we've been able to introduce an entirely new audience to the rewarding world of woodworking, and to give them the confidence to get started building their very own wood projects in just 3 easy steps – "Drill. Drive. Done!" What the Kreg Jig® really does is help make woodworking more approachable, and give individuals an opportunity to begin their journey into woodworking. At Kreg, it's our goal to help them continue on that journey by creating quality products that simplify woodworking challenges and inspire them to keep learning and improving their skills.

Some of our newest tools are a perfect example of this. Our new Deck Jig™, which will be released in May, takes the "Drill. Drive. Done!" simplicity of the Kreg Jig®, and applies it to outdoor deck surfacing. With the Deck Jig™ you can build a beautiful deck, free of pop-up nails and screws, without having to deal with thin plastic clips or frustrating metal fasteners. It's really a great tool, which I think has the potential to get even more homeowners interested in woodworking. Also, be sure to check out our new Square-Cut™, which makes cutting stock to length with a circular saw less cumbersome, the Crown-Pro™ which simplifies installing crown molding, and the Multi-Mark™ which is a great multi-purpose tool to have around at all times.

There are a lot of exciting things going on at Kreg right now, and new products just around the bend. Thanks to our devoted customers and the amazing team of dealers, reps, and employees we have here at Kreg, you can expect much more from us this year and in the years to come!

Until next time, good luck and good woodworking!



Sincerely,

Craig A. Sommerfeld

Craig Sommerfeld
Founder/CEO

Kreg Tool Company
Huxley, Iowa 50124
1.800.447.8638 | www.kregtool.com

KREG JIGS®	
Kreg Jig® Master System	5-6
Kreg Jig®	7-8
Kreg Jig® Jr.	9-10
Kreg Jig® Mini	11
Micro Pocket™ Drill Guide	12

KREG JIG® SCREWS AND PLUGS	
Self-Tapping Screws	13-14
Plugs	15
Drill Bits / Driver Bits	16

DECK JIG AND SCREWS	
Kreg Deck Jig™ NEW	17-18
Deck Screws NEW	17-18

CLAMPING TOOLS	
Klamp System™ Components	19-20
Klamp Table™	21-22
Right Angle Clamp	23
90° Corner Clamp / Face Clamps™	24

PRECISION ROUTING SYSTEMS	
Precision Router Table	25-26
Precision Beaded Face-Frame System NEW	27-28
Precision Routing Accessories	29-30
Precision Benchtop Router Table	31-32

PRECISION MACHINE ACCESSORIES	
Precision Miter Gauge	33-34
Precision Band Saw Fence	35-36
Precision Trak & Stop Kit	37-38
Precision Measuring Accessories	39-40

CUTTING AND MEASURING TOOLS	
Crown-Pro™ NEW	41-42
Square-Cut™ NEW	43
Multi-Mark™ NEW	44
Multi-Purpose Push Stick	45
Drawer Slide Mounting Tool	45
Drawer Slide Mounting Brackets	45

POCKET HOLE MACHINERY	
The Kreg Machine Advantage	46
Foreman Semi-Automatic	47-48
DK1100 Single-Spindle	49-50
DK3100 Multi-Spindle	51-52
DK5100 Panel Boring	53-54
Face Framing Table	55-56
Kreg Machine Comparison Chart	57

EDUCATION AND APPAREL	
Media / Apparel	58

* All prices in this catalog are listed in U.S. Dollars
* Pricing and product offering subject to change without notice.



kregtool.com


The all new kregtool.com is full of the information, photos, videos, tips, project plans, news and resources you need! Whether you're trying to find a local dealer, need a replacement part, or just want to see what new tools are available, it's all here!

Owners' Community




Please take a moment to visit the Kreg Jig® Owners' Community, today! It's the only place you'll find thousands of project photos, videos, tips/tricks, discussions, and project plans, all based on the Kreg Jig®!
<http://kregjig.ning.com>


You can also find us on these popular social websites:



www.facebook.com/kregtool



www.twitter.com/kregtoolcompany



www.youtube.com/kregtoolcompany



Amazingly fast.

When you don't spend your time clamping, waiting for glue to dry, and wading through complicated math, it's amazing how quickly your projects come together! With Kreg Joints™ you can forget all that other stuff and really have fun with your projects. Try a Kreg Jig® today, and learn what it's like to finish a project in hours instead of days.



Glue is optional.

It's time-consuming and it's messy... but best of all, it's completely optional! Unlike mortise and tenons, dowels, and biscuits, the self-tapping screws inside of every Kreg Joint™ hold the stock together without any additional help. For the very first time, if you don't want to use glue... you don't have to.



Simple math.

Put the calculators away, and start building already! With Kreg Joints™, what you see is what you get, and unlike other techniques, there's no need to spend all your time calculating stock-overlaps and dry-fitting individual workpieces. Simple math. Fast and accurate results. Kreg Joinery™.



Strength to spare.

It's fast, and it's easy... but it's also amazingly strong! Unlike other techniques, Kreg Joinery™ utilizes the mechanical advantage of self-tapping steel screws to maximize your joint-strength over the long haul. It's the same strength that industrial woodworkers have counted on for years, and now it's available to everyone!



Thousands of uses.

Kreg Joints™ can be used in nearly any situation; so whether you're building a chair, building a cabinet, making repairs to your squeaky floor, working with plywood or beautiful hardwood, Kreg Joints™ are always a perfect fit. Whatever it is you need to build, whatever it is that needs to be repaired, Kreg Joints™ can help!



No commitments.

Don't worry about needing a shop full of clamps or expensive saws and sanders. Kreg Joints™ are amazingly affordable to use, and require only the simplest of tools. All you need to get started, is a Kreg Jig®, a drill, and a saw. Happy building!



Half the work.

Kreg Joinery™ saves you time and frustration at every step... or lack of a step. Don't worry about precisely lining up dowel holes, or spending hours cutting a perfect mortise and tenon; just drill the holes, drive the screws, and move on to the next project! Drill. Drive. Done.



Drill.

Use the Kreg Jig® to drill specialized Pocket-Holes in your workpiece.



Drive.

Drive self-tapping screws into the workpiece for an incredibly strong hold.



Done!

You've just created an amazingly strong wood joint with no glue, complicated math, or expensive saws/sanders. It's that easy!



Framed Cabinets (rear view)



Shelving (rear view)



Frameless Cabinet



Convex and Concave Curves



Edgebanding Shelves and Counter Tops (shown upside down)



Aprons / Toe-kicks (shown upside down)



Leg and Rail



Picture Frames



90° Beveled Corners



Angles



Stairs



Decks

As woodworkers, trim carpenters, and weekend warriors have been finding out... the applications for Kreg Joinery™ are nearly endless. Whether you're fixing, building, or remodeling, the Kreg Jig® and Kreg Joinery™ can help you do it faster, stronger, and easier.

Give Kreg Joinery™ a try today and learn what it's like to finish projects in hours instead of days. We're confident that you'll soon be looking for more and more ways to use this amazing technique in your next project!



A quick and easy workbench.



Simple but beautiful bookshelves.



Storage for every room in the house.




Organized closet solutions.

Kreg Jig® Master System


Ultimate Technology. Ultimate Features. The Ultimate Kreg Jig®.

The Kreg Jig® Master System is the ultimate Kreg Jig®, and a great choice for any woodworking enthusiast. Like the standard Kreg Jig®, the Kreg Jig® Master system features a durable glass-reinforced nylon body, a solid clamp design, and a large clamping recess for securing the jig to your work surface. In addition, the Master System comes complete with essential accessories that help you work faster and with greater precision. If you're serious about Kreg Joinery™, and even more serious about owning the highest quality tools, look no further than the Kreg Jig® Master System

See it in action online.



Heading to the job site or working on two projects at once? The Kreg Jig® Master System's drill-guide block removes quickly from the benchtop base for use in the portable base.



3-Tools-In-1
Thanks to its innovative Removable Drill Guide, the Kreg Jig® Master System can be many tools at once. First, a sturdy benchtop jig utilizing the benchtop base for high-speed production Pocket-Holes, then a contractor-grade jig for work on the road through use of the portable base, and of course a high quality repair jig with the addition of Spacer Blocks to the bottom of the Drill Guide.

Kreg Jig® Master System Availability

Kreg Jig® Master System
Includes Kreg Jig®, Face Clamp™, Portable Base, Drill Guide Spacer, Material Support Stop, Dust Collection Attachment, Spacer Block, 3/8" Stepped Quick Change Drill Bit, 6" and 3" Quick Change Square Driver, Starter Screw Set, Starter Plug Set, Quick-Start Guide, and SkillBuilder™ DVD, all inside a durable carrying case.

ITEM# K4MS
\$149⁹⁹

Recommended Accessories

Micro Pocket™ Drill Guide
25% smaller Pocket-Holes. Perfect for 1/2" material. Designed for use with the Kreg Jig® or Kreg Jig® Master System. See Page 12

ITEM# KJMICRODGB
\$49⁹⁹

Right Angle Clamp
A uniquely designed steel pin and swivel pad make this the perfect clamp for 90° Kreg Joints. See page 23

ITEM# KHC-RAC
\$27⁹⁹

Quick Change System
Switch from drilling Pocket-Holes to driving Pocket-Screws in just seconds. Standard 1/4" hex shank system.

ITEM# QUIK-KIT
\$29⁹⁹

Self-Tapping Screws
Square drive, case hardened, flat head, auger-point screws. Perfect for any Pocket-Hole application. See pages 13-14.

SPECIFICATIONS

- **Body Material:**
Glass Filled Nylon
- **Number of drill-guides:**
3
- **Drill-guide spacings:**
9/16", 7/8" and 1-7/16"
- **Clamping method:**
Toggle Clamp on Benchtop Base
Face Clamp™ for Portable Base
- **Screw centering ability:**
1/2", 5/8", 3/4", 7/8", 1", 1-1/8", 1-1/4", 1-3/8", 1-1/2"
- **Warranty:**

SkillBuilder™ DVD Included

Covered by one or more of the following patents: #4,955,766, #5,676,500, #6,481,937, #6,726,411
Other patents pending.



A



B



C


- A MATERIAL SUPPORT STOP**
The Material Support Stop can be set at any distance from the jig to help you repeat the same Pocket-Hole over and over again. The stop can also be swung out of the way to serve as a height support for large panels.
- B DUST COLLECTION**
The Dust Collection Attachment effortlessly snaps into place on the front of the jig and attaches to any standard 1-1/4" vacuum hose. In addition to a clean shop, this simple attachment minimizes drill torque and dramatically increases the longevity of your drill bits.
- C INCLUDED FACE CLAMP™**
This handy clamp features an extra large pad on one arm which helps to create a perfectly flush joint as your screws are driven. The clamp can also be connected directly to the Master System's portable base for high-speed panel drilling or use on the job site.

Kreg Jig®


Fast. Fun. Easy.
The D.I.Y. Kreg Jig®.

The Kreg Jig® is the perfect choice for DIY'ers and anyone new to Kreg Joinery. Whether you're building your first set of garage storage shelves or making simple repairs around the house, the Kreg Jig® can help you finish the job in less time, and with far less effort than you ever thought possible. Its simple design gives you the confidence to start the project, and with joints as easy as "Drill. Drive. Done!" – you'll actually want to finish it.

Repairs Made Easy!



Drill Pocket-Holes at the problem joint. Drive Self-Tapping Screws to secure the joint. Done. Problem Solved. It's really that easy!



Easy Does It

The Kreg Jig® makes every joint you build faster and stronger... but perhaps more importantly, it makes them easier. Simple two-step operation, combined with easy thickness adjustments, built-in depth-setting gauges, a large clamping recess, and our patented 3-Hole Drill Guide, make this the most easy-to-use Kreg Jig® we've ever made.

Kreg Jig® Availability

Kreg Jig®
Includes everything you need to get started with Kreg Joinery™, including Kreg Jig®, Spacer Block, Stepped Drill Bit, 6" Square Driver, Starter Screw Set, Starter Plug Set, SkillBuilder™ DVD, and Quick-Start Guide, all inside a compact and durable carrying case.

ITEM# K4
\$99⁹⁹

Recommended Accessories

	<p>Kreg Jig® Portable Base This handy base accepts your Kreg Jig® Drill Guide and connects to most Kreg Face Clamp™ for portable Pocket-Holes almost anywhere. Give your jig "3-tools-in-1" flexibility.</p> <p>ITEM# KPDGB \$19⁹⁹</p>
	<p>Face Clamp™ Works with the Kreg Jig® Jr.'s Clamp Pad Adapter. A large, easy-to-grip handle and deep 3-1/4" throat makes this dual-purpose clamp a great addition to your shop. See page 24.</p> <p>ITEM# KHC-PREMIUM \$21⁹⁹</p>
	<p>Dust Collection Attachment Keep a clean shop. Connect any standard 1-1/4" vacuum hose to your Kreg Jig® for faster drill strokes and a cleaner shop. Works only with Kreg Jig® and Kreg Jig® Master System.</p> <p>ITEM# KJDCA \$9⁹⁹</p>
	<p>Drill Guide Spacer Blocks For quick and easy repair applications. Each spacer compensates for an additional 1/4" in material thickness.</p> <p>ITEM# KDGADAPT \$9⁹⁹</p>
	<p>Material Support Stop Repeatable Pocket-Holes. Set any distance from the jig and repeat the same Pocket-Holes over and over again.</p> <p>ITEM# KJSS \$9⁹⁹</p>

SPECIFICATIONS

- **Body Material:**
Glass Filled Nylon
- **Number of drill-guides:**
3
- **Drill-guide spacings:**
9/16", 7/8" and 1-7/16"
- **Clamping method:**
Toggle Clamp for Benchtop Applications. Works with a variety of common clamps for repair applications.
- **Screw centering ability:**
1/2", 5/8", 3/4", 7/8", 1", 1-1/8", 1-1/4", 1-3/8", 1-1/2"
- **Warranty:**



SkillBuilder™ DVD Included



A



B



C

A 3-HOLE DRILL GUIDE

Our patented 3-Hole Drill Guide lets you make perfectly placed Pocket-Holes in a wide variety of material widths and thicknesses, without ever having to release the clamp and reposition the workpiece.

B LARGE CLAMPING RECESS

Whether you're using our multi-purpose Face Clamps™ or any common bar clamp or c-clamp, the Large Clamping Recess makes it easy to secure your jig to your workbench during use.

C REMOVABLE DRILL GUIDE

For the hard to reach repair applications, or when you just want to take your work on the road, the Kreg Jig®'s removable Drill Guide guarantees that you'll always have the right tool for the job.

Kreg Jig® Jr.



Little Tool. Big Impact.

The Kreg Jig® Jr. is an amazing repair jig and an exceptionally handy addition to any tool collection. Whether you're crawling under a table to make a quick repair or taking Kreg Joinery™ on the road, the Jr.'s small design lets you work where you need to most.

Compact Design



The compact body design of the Kreg Jig® Jr. is perfect for making repairs in tight locations.

[See it in action online.](#)

Kreg Jig® Jr. Availability



Kreg Jig® Jr.

Kit contains Kreg Jig® Jr., Clamp Adapter, Stepped Drill Bit, 6" Driver Bit, Depth Collar, Allen Wrench, Starter Screw Set, instruction manual, all inside a compact and durable carrying case.

ITEM# R3
\$44⁹⁹

Recommended Accessories



Face Clamp™

Works with the Kreg Jig® Jr.'s Clamp Pad Adapter. A large, easy-to-grip handle and deep 3-1/4" throat makes this dual-purpose clamp a great addition to your shop. See page 24.

ITEM# KHC-PREMIUM
\$21⁹⁹



Self-Tapping Screws

Square drive, case hardened, flat head, auger-point screws. Perfect for any Pocket-Hole application. See pages 13-14.

SPECIFICATIONS


- **Body Material:**
Glass Filled Nylon
- **Number of drill-guides:**
2
- **Drill-guide spacing:**
3/4"
- **Clamping method:**
Works with a variety of common clamps. Clamp Pad Adapter accepts any Kreg Face Clamp™.
- **Screw centering ability:**
1/2", 5/8", 3/4", 7/8", 1", 1-1/8", 1-1/4", 1-3/8", 1-1/2"

• Warranty:



The Perfect Tool for Repairs

Got a wobbly chair or table? You can pry it all apart, glue it, clamp it, reassemble it and hope it holds up, or... you can tighten it in a snap with the Kreg Jig® Jr. Small enough to fit just about anywhere, you can use it to fix chair runners, secure table rails to legs, and much more.



A CLAMP PAD ADAPTER

The Kreg Jig® Jr. is designed to be easily clamped in place with any of our dual purpose Face Clamps™. The Clamp Pad Adapter snaps onto the back of the jig allowing our Face Clamps™ (not included) to be attached to the jig for faster drilling.

B MATERIAL THICKNESS SETTINGS

From thin drawer boxes and craft projects to stout 2X4's, this jig can join them all. Independent Easy Press™ Positioning Sliders feature 9 separate depth settings, allowing you to easily join materials from 1/2" up to 1-1/2" thick, in 1/8" increments.

C ORGANIZED CARRYING CASE

We've packaged this Kreg Jig® in a durable plastic carrying case to keep things organized and to make sure that you always have the tool, drill bit, and screws on hand to complete your next project. As a bonus, we've molded a Depth Collar Gauge into the case for a handy reference.

D EASY-PRESS™ POSITIONING SLIDERS


Simply depress the button on the side of the jig and move the sliders so that your material thickness is aligned with the arrow on the jig body (shown in red) to set your drilling depth.

Kreg Jig® Mini



Work Anywhere.

The Kreg Jig® Mini works best in very specific applications where the smallest jig possible is required. Whether you're repairing a table leg or adding a Pocket-Hole in the middle of a half-assembled project, its fenceless design gives you more flexibility and adjustability to match each unique circumstance. Although the design of the Kreg Jig® Mini is exceedingly simple, it features the same hardened steel drill guide as our other jigs.

**A UNLIMITED MATERIAL THICKNESS**

The Kreg Jig® Mini is the only Kreg Jig® that does not include a positioning fence. This fenceless design allows you to make precise angle and stock depth adjustments as needed, making the Mini the most 'positionable' jig available.

B WOOD-CHIP RELIEF HOLE

With the Kreg Jig® Mini, you don't have to keep removing the drill bit to clean out the hole. A wood-chip relief hole in the jig gives the removed material a place to go, so you can keep on drilling.

C PLUG SETTING FEATURE

If you decide to conceal or decoratively accent your Pocket-Holes with our solid wood Pocket-Hole Plugs, the Mini's plug setting feature is the fastest, easiest, and safest way to do so.

D HARDENED STEEL DRILL-GUIDE

Precise Pocket-Holes are a guarantee with the Kreg Jig® Mini because the hardened steel drill guide keeps the bit from deflecting as it hits the workpiece.

Kreg Jig® Mini Availability

**Kreg Jig® Mini Kit**

This kit includes the Mini Kreg Jig®, stepped drill bit, depth collar and allen wrench.

ITEM# MKJKIT
\$21⁹⁹

Recommended Accessories

**Face Clamp™**

Rugged dual-purpose clamp features a large easy-to-grip handle and deep 3-1/4" throat. See Page 24.

ITEM# KHC-PREMIUM
\$21⁹⁹

SPECIFICATIONS

• **Body Material:**
Glass Filled Nylon

• **Number of drill-guides:**
1

• **Drill-guide spacings:**
N/A

• **Clamping method:**
Works with a variety of common clamps or any Kreg Face Clamp™.



• **Screw centering ability:**
1/2" to Unlimited

• Warranty:

Micro Pocket™ Drill Guide

Take It to the Next Level

With a 25% smaller hole diameter, the Micro Pocket™ Drill Guide lets you create more compact, low-profile Pocket-Holes in the same joinery applications, but also tackle smaller projects, thinner stock, and tighter repair applications, where standard Pocket-Holes simply can't go. Designed for use with the Kreg Jig® or Kreg Jig® Master System.

**A ENDLESS APPLICATIONS**

25% smaller hole works great in virtually every application you'd use standard Pocket-Holes in, and because it removes less material, drill strokes are faster and easier as well.

B PERFECT FOR 1/2" STOCK

Screw heads seat well below material surface in thin stock, perfect for creating fully pluggable Pocket-Holes in 1/2" thick material like drawer boxes.

C PERFECT FOR NARROW STOCK

Reduced width lets you drill two holes across extremely narrow stock, down to 1" wide, creating a much stronger joint in narrow pieces.

D CHOOSE YOUR JIG

Fully compatible with the Kreg Jig® and Kreg Jig® Master System. Features black color to differentiate from standard Drill Guide.

Micro Pocket™ Drill Guide Availability

**Micro Pocket™ Drill Guide**

Kit includes the Micro Pocket™ Drill Guide, Micro Pocket™ Drill Bit, Micro Pocket™ Depth Collar and Starter Screw Set.

ITEM# KJMCRDGB
\$49⁹⁹

Recommended Accessories

**Kreg Jig® Portable Base**

This handy base accepts your Kreg Jig® Drill Guide and connects to most Kreg Face Clamp™ for portable Pocket-Holes almost anywhere. Give your jig "3-tools-in-1" flexibility.

ITEM# KPDBG
\$19⁹⁹

**Micro Pocket™ Plugs and Screws**

Plugs and screws designed specifically for use with the Micro Pocket™ Drill Guide. 3/4" long screws ensure the screw head seats well below the surface of the wood.



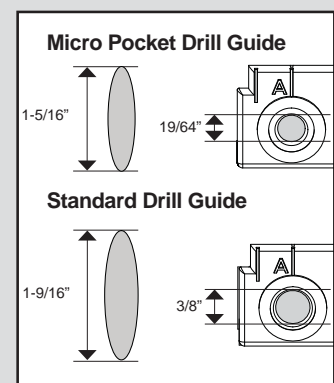
SPECIFICATIONS

• **Body Material:**
Glass Filled Nylon

• **Number of drill-guides:**
3

• **Drill-guide spacings:**
9/16", 7/8" and 1-7/16"

• **Screw centering ability:**
1/2", 5/8", 3/4", 7/8", 1", 1-1/8", 1-1/4", 1-3/8", 1-1/2"

• Warranty:

Self-Tapping Screws

Our self-tapping screws are specially designed for Kreg Joinery™. They feature a self-tapping auger point that eliminates pre-drilling and a flat head that seats flush in the bottom of the Pocket-Hole. All of our screws utilize a #2 square drive recess. The deep recess of the square drive provides positive driver engagement to reduce cam-out. Like every Kreg product, our screws are manufactured from the highest quality materials. Our standard screws are manufactured from a high quality industrial steel which is case hardened and then plated in Zinc for a durable finish.

Choosing the right screw...

We offer three thread types, two head styles and six different lengths to handle all pocket hole applications. Find the right screw using the information below.

Screw Length

Choosing the correct screw length depends on the size of the material you are working with. Using the correct screw will eliminate the possibility of break-through and provide optimum hold-strength on the joint.

Find your correct screw length:
(all screw lengths assume joining stock of equal thicknesses)

1/2" Stock:	3/4" or 1" Screw
3/4" Stock:	1-1/4" Screw
1-1/2" Stock:	2-1/2" Screw

Thread Type

Choosing the correct thread type depends on the species of wood you are working with. Using the correct screw will ensure maximum hold pressure and dramatically strengthen each joint.

Coarse Thread: Soft Woods and Composites, Plywood, MDF, Pine, etc.

Fine Thread: Hard Woods Oak, Maple, Walnut, Cherry, Hickory, etc.

Hi-Lo: For use as a general purpose screw and with medium hardwoods such as Poplar.

Head Style

Choosing the correct head style depends on the species and size of material you're working with.

The Maxi-Loc™ washer-head screw is the most popular style and provides a large amount of surface area on the head of the screw, helping to ensure the strongest possible hold and keeping it from being overdriven in soft woods such as plywood or pine.

Pan-Head screws feature a slightly smaller size – in both shank diameter and head size – which makes them the preferred choice for extremely hard woods. This smaller head also guarantees that the screw will set below the surface of the wood when joining 1/2" stock.

"For more info on Kreg Pocket-Hole Screws please visit kregtool.com/screws".

Weather Resistant Self-Tapping Screws



Self-Tapping Screws Availability

Maxi-Loc™ Fine

***Maxi-Loc™ Fine Thread** - This is the standard screw for hardwood to hardwood applications. Large washer head provides a superior hold in the bottom of the pocket.*

Part #	Description	100	500	1,000	5,000
#SML-F125	#7, fine thread, 1-1/4"	\$4.49	\$17.99	\$26.99	\$74.99
#SML-F150	#7, fine thread, 1-1/2"	\$4.99	\$19.99	\$29.99	\$84.99

Maxi-Loc™ Coarse

***Maxi-Loc™ Coarse Thread** - This is the standard screw for Kreg Joinery™ in softer materials such as pine, plywood, particle board, MDF and melamine. Larger diameter threads provide maximum holding power while the washer head seats flush in the bottom of the pocket, eliminating any chance of pull through.*

Part #	Description	100	500	1,000	5,000	
#SML-C1	#8, coarse thread, 1"	\$4.25	\$16.99	\$25.99	\$69.99	
#SML-C125	#8, coarse thread, 1-1/4"	\$4.49	\$17.99	\$26.99	\$74.99	
#SML-C150	#8, coarse thread, 1-1/2"	\$4.99	\$19.99	\$29.99	\$84.99	
		50	250	3,000		
#SML-C2	#8, coarse thread, 2"		\$3.49	\$13.99	\$64.99	
		50	250	2,000		
#SML-C250	#8, coarse thread, 2-1/2"		\$4.99	\$17.99	\$59.99	

Maxi-Loc™ Hi-Lo

***Maxi-Loc™ Hi-Lo Threads** – This dual thread design is as close as we come to an all purpose screw and works well in a wide variety of wood species. This screw drives significantly faster than a standard fine or coarse thread screw because of the presence of two separate threads on the screw body.*

Part #	Description	100	500	1,000	5,000
#SML-HL125	#7, Hi-Lo thread 1-1/4"	\$4.49	\$17.99	\$26.99	\$74.99

Pan Head Fine

***Pan Head Screws** - The fine thread version of this screw is very popular for producing face-frames with hardwoods. Choose from either the 1-1/4" or 1-1/2" screw to join 3/4" thick frames. Choose from either the 1" or 3/4" screw to join 1/2" thick frames.*

Part #	Description	100	500	1,000	5,000
#SPS-F075	#6, fine thread, 3/4"	\$3.99	\$15.99	\$24.99	\$64.99
#SPS-F1	#6, fine thread, 1"	\$4.25	\$16.99	\$25.99	\$69.99
#SPS-C1	#7, coarse thread, 1"	\$4.25	\$16.99	\$25.99	\$69.99
#SPS-F125	#6, fine thread, 1-1/4"	\$4.49	\$17.99	\$26.99	\$74.99
#SPS-F150	#6, fine thread, 1-1/2"	\$4.99	\$19.99	\$29.99	\$84.99

Pan Head Coarse

Part #	Description	100	500	1,000	5,000
#SPS-F075	#6, fine thread, 3/4"	\$3.99	\$15.99	\$24.99	\$64.99
#SPS-F1	#6, fine thread, 1"	\$4.25	\$16.99	\$25.99	\$69.99
#SPS-C1	#7, coarse thread, 1"	\$4.25	\$16.99	\$25.99	\$69.99
#SPS-F125	#6, fine thread, 1-1/4"	\$4.49	\$17.99	\$26.99	\$74.99
#SPS-F150	#6, fine thread, 1-1/2"	\$4.99	\$19.99	\$29.99	\$84.99

Blue-Kote™
Weather Resistant Screws

Blue-Kote™ is the next generation of rust-resistant screw and a good choice for the majority of Pocket-Hole applications, including ACQ treated lumber. Through a process which chemically combines three special anti-corrosion layers, Blue-Kote™ screws take on amazing new rust-resistant properties, rated 400% higher than our Zinc screws.

Part #	Description	100	1,000	5,000
#SML-C125B	#8, coarse thread, 1-1/4"	\$5.99	\$35.99	\$89.99
#SML-C150B	#8, coarse thread, 1-1/2"	\$6.49	\$38.99	\$99.99
		50	250	3,000
#SML-C2B	#8, coarse thread, 2"	\$4.25	\$15.99	\$74.99
		50	250	2,000
#SML-C250B	#8, coarse thread, 2-1/2"	\$5.49	\$19.99	\$64.99

Stainless Screws - For even more anti-corrosion protection, choose Stainless. Our Stainless Screws provide incredible protection for indirect maritime applications and other exceedingly corrosive environments. Protection that pays off in the long-run.

Part #	Description	100	1,000	5,000
#SML-C125S5	#8, coarse thread, 1-1/4"	\$17.99	\$119.99	\$369.99
#SML-F125S5	#7, fine thread, 1-1/4"	\$18.99	\$124.99	\$389.99
#SML-C150S5	#8, coarse thread, 1-1/2"	\$19.99	\$129.99	\$399.99
		50	250	2,000
#SML-C250S5	#10, coarse thread, 2-1/2"	\$24.99	\$99.99	\$399.99

Screw Kit



This kit contains five of our most popular self-tapping screw sizes for Kreg Joinery™ in a durable, easy-to-carry case.

- 150 each of: SPS-F1, SPS-C1, SML-F125, SML-C125
- 75 each of: SML-C250B

ITEM# SK03
\$29⁹⁹

Blue-Kote™ Screw Kit



This kit includes 5 of our most popular weather-resistant screws in a durable easy-to-carry case which is perfect for outside projects.

- 100 each of: SML-C125B, SML-C150B, SML-C2B
- 150 each of: SML-C250B

ITEM# SK03B
\$39⁹⁹

Pocket-Hole Plugs



Conceal your Pocket-Holes

For those times when Pocket-Holes won't be hidden on the backside of your project or you want to highlight them decoratively, use our Pocket-Hole Plugs. Plugs are offered in 7 solid wood species, and 5 plastic plug colors for use on laminated surfaces.

Wood Plugs			50 ct.	200 ct.
#P-MAP		MAPLE	\$6.99	\$24.99
#P-WAL		WALNUT	\$6.99	\$24.99
#P-OAK		OAK	\$6.99	\$24.99
#P-PIN		PINE	\$6.99	\$24.99
#P-CHE		CHERRY	\$6.99	\$24.99
#P-CDR		CEDAR	\$6.99	\$24.99
#P-PNT		PAINT GRADE	\$4.99	\$17.99

Plastic Plugs

Plastic Plugs are great for laminated surfaces and come in several colors.

			50 ct.	200 ct.
#CAP-BRN		BROWN	\$6.99	\$24.99
#CAP-BLK		BLACK	\$6.99	\$24.99
#CAP-WHT		WHITE	\$6.99	\$24.99
#CAP-ALM		ALMOND	\$6.99	\$24.99
#CAP-LTB		LIGHT BROWN	\$6.99	\$24.99

New Wood Micro Pocket™ Plugs AVAILABLE FALL 2010

High quality real-solid-wood plugs for your Micro Pocket™ Pocket-Holes.

			65 ct.
#P-MICRO-MAP		MAPLE	\$6.99
#P-MICRO-OAK		OAK	\$6.99
#P-MICRO-PIN		PINE	\$6.99
#P-MICRO-CHE		CHERRY	\$6.99
#P-MICRO-PNT		PAINT GRADE	\$4.99

Drill Bits / Driver Bits



Drill Bits

Our one-piece design eliminates clogging and provides a much smoother and faster drilling stroke than the drill bits with replaceable center drills. The KJD bit for our manual Kreg Jigs® is made of high-speed steel while the DKDB machine bit is made of cobalt steel that increases the bit's life. Because the DKDB bit is also 3/8" diameter it can be used in any of our manual jigs as a premium replacement. Be sure to order the left hand drill bit (LH-DKDB) for the center spindle of the DK3100 fully-automatic machine.

A. #DKDB	For DK1100, DK3100, DK5100 and Foreman	\$34.99
B. #LH-DKDB	For DK3100 Center Spindle (Left Hand)	\$39.99
C. #KJD	For Kreg Jigs®	\$16.99
D. #KJSC/D	Depth Collar / Allen Wrench	\$2.25
E. #KJD/MICROBIT	For Micro Pocket Drill Guide	\$16.99
#KJSC/MICROBIT	Micro Pocket Depth Collar / Allen Wrench	\$2.25
<small>(KJSC/MICROBIT Not Shown Above)</small>		
New #KJD/DECKBIT	Deck Bit / Depth Collar / Allen Wrench	\$16.99
<small>(KJD/DECKBIT - See Page 17)</small>		

Drivers

Deep #2 Driver resists cam-out and comes in either 3" or 6" lengths. The 6" length is easier to use in the majority of applications, but the 3" works great in tight spots.

F. #D3	3", #2 Square Driver	\$1.75
G. #D6	6", #2 Square Driver	\$2.75
#DDS	3" & 6", #2 Square Driver Set	\$4.49
#D6X2	(2) - 6", #2 Square Driver Set	\$5.49
#DECKDRIVER	Deck Driver / Depth Collar / Allen Wrench	\$4.99

Quick Change

Quickly switch from drilling Pocket-Holes to driving Pocket-Hole Screws in just seconds with our Quick Change products.



Quick Change Kit The complete set. Includes everything you need for faster and more secure bit changes.

- Kit Includes:
- Quick Change Chuck
 - #2 Square Drive
 - Hex Shank Pocket-Hole Bit
 - Depth Collar / Allen Wrench



ITEM# QUIK-KIT
\$29⁹⁹

Quick Change Drill Bit Made specifically for Kreg Joinery™. Standard ¼" hex shank works with any standard quick-change chuck.



ITEM# QUIK-BIT
\$17⁹⁹

Quick Change Bit Adapter Converts your standard 3/8" round shank bits into Quick Change compatible hex shank bits.



ITEM# QUIK-ADAPT
\$7⁹⁹

Deck Jig™

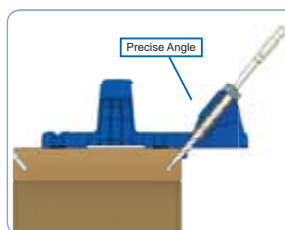


U.S. Patent #7,044,460

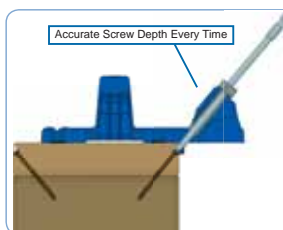
A Deck You Can Be Proud Of.

Whether you're building a new deck or refinishing an old one, you want to do the job right. With the Kreg Deck Jig™ – and a few simple tools you already own – you can create a beautiful and functional deck surface, completely free of exposed fasteners and painful splinters! Traditional concealed-decking systems utilize awkward steel fasteners or thin plastic clips to hold your deck boards in place. The Kreg Deck Jig™ utilizes a more straight forward approach, creating an incredibly strong wood-to-wood bond through precisely placed self-tapping screws.

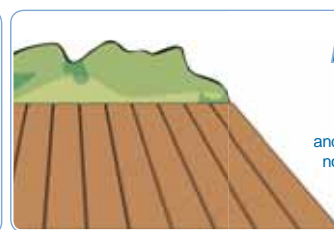
DECK JIG & SPACERS
LIFETIME WARRANTY

Instructional DVD
Included
**Drill.**


Drill holes into the edge of your deck board using the specialized step bit and the Deck Jig's hardened steel drill guides.

**Drive.**

Drive screws through the same drill guide and into the joist while the depth collar precisely controls your depth.

**Done!**


That's it! You've just created an incredibly strong and sturdy joint with no visible fastener.

Standard DECK vs. Kreg DECK**Looks Better**

Get the deck you want, without unsightly exposed fasteners. Kreg screws are driven at an angle into the edge of your deck boards so they stay hidden from view.

**Lasts Longer**

Seasonal changes can force traditional fasteners out of place with time. Kreg screws stay protected safely below the surface, for a longer-lasting deck.

**More Comfortable**

Bare feet? Don't worry. By coupling the Kreg Deck Jig™ with composite decking, you'll get a deck free of cracks, splinters, and "pop-out" fasteners.


[See it in action online.](#)

Deck Jig™ Availability

**Deck Jig™**

Kit contains Deck Jig™, Instructional DVD, 100 Protec-Kote™ Deck Screws, 6" Deck Jig™ Drill Bit, 6" KTX Square Driver Bit, (3) 5/16" Spacer Rings, (3) 1/4" Spacer Rings, (2) Stop Collars, (1) Allen Wrench and a Durable Carrying Case.

 ITEM# KJDECKSYS
\$99⁹⁹

Recommended Accessories

**Deck Jig™ Drill Bit**

This durable hardened steel drill bit is designed for exclusive use with the Kreg Deck Jig™. It features a quick-change compatible shank and a uniquely designed stepped tip. A Depth Collar and Allen Wrench are also included with the bit.

 ITEM# KJD/DECKBIT
\$16⁹⁹
**Deck Jig™ Driver Bit**

This hardened steel driver bit features a KTX / #1 square tip for positive bit engagement and a quick change compatible shank. Comes complete with an included Allen Wrench and Depth Collar to ensure precise depth setting.

 ITEM# DECKDRIVER
\$4⁹⁹
**Deck Jig™ Spacer Rings**

These simple spacer rings ensure a standard spacing between your deck boards for proper airflow and a cleaner deck. Designed to work with the Kreg Deck Jig™. Available in 5/16" (blue) and 1/4" (red) sizes.

 ITEM# DECKSPACER-RED
 QTY. 12 **\$9⁹⁹**

 ITEM# DECKSPACER-BLUE
 QTY. 12 **\$9⁹⁹**

How many screws will you need?

# OF SCREWS	SIZE OF DECK
700 Screws	10' x 20' Deck
1,400 Screws	20' x 20' Deck
2,100 Screws	20' x 30' Deck

**Protec-Kote™ Deck Screws**

Three anti-corrosion layers protect against rusting in a wide variety of decking applications. Perfect for ACQ treated lumber. Available in 100 ct. and 700 ct. packages.

ITEM# SDK-C2W-100

\$7⁴⁹
 ITEM# SDK-C2W-700
 (Driver Bit included)
\$49⁹⁹**Stainless Deck Screws**

For even more protection, choose stainless. Stainless screws provide the best protection against corrosion in the long-term. Available in 100 ct. and 700 ct. packages.

ITEM# SDK-C2SS-100

\$17⁹⁹
 ITEM# SDK-C2SS-700
 (Driver Bit included)
\$109⁹⁹**A****B****C****A FUNCTIONAL**

An over-sized, ergonomic, easy-grip handle gives you a secure hold and complete control over each and every hole you drill.

B PRECISE

Three hardened steel Drill Guides keep your specialized stepped drill bit and driver bit at the precise, optimal angle.

C ACCURATE

Six handy Spacer Rings (Three 1/4" and Three 5/16") ensure accurate deck board spacing for proper drainage and a longer deck life.



Klamp System™ Components

Work with your clamps,
not around them.

Klamp System™ Components Availability

Bench Klamp™
Best for the majority of applications. 3" reach,
works with stock up to 4" thick.



ITEM# KKS-BK
\$29⁹⁹

Large Bench Klamp™
Extended reach Bench Klamp™. 6" reach,
works with stock up to 6" thick.



ITEM# KKS-KLRBK
\$34⁹⁹

Klamp Plate™
Add a clamping station almost anywhere.
Includes plate, and mounting hardware.



ITEM# KBK-IP
\$11⁹⁹

Klamp Trak™
Turn the entire length of your workbench into a
clamping station. Includes one 33-3/4" aluminum
extrusion.



ITEM# KKS1020
\$44⁹⁹

Bench Klamp™ System
Combination of Bench Klamp™ and Klamp Plate™.
Includes Bench Klamp™, Inter-Lok™ bolt, clamp pad,
Klamp Plate™, and mounting hardware.




ITEM# KKS-KBKSYS
\$39⁹⁹

Heavy-Duty Bench Klamp™ System
Take your work on the road. Includes a 10"x10"x1/4"
zinc coated steel plate, Bench Klamp™, mounting
hardware, and rubber feet.



ITEM# KKS-KLBKSYS
\$59⁹⁹

Klamp Blocks™
The easiest way to quickly bring your project into
alignment and center your Bench™ Klamp on the
joint line. Includes 5 plastic blocks and mounting
hardware.



ITEM# KKS1030
\$14⁹⁹

Klamp Table™ / Stand Combo
The ultimate helping hand around the workshop.
See pages 21 & 22 for more information.



ITEM# KKS2000
\$399⁹⁹

Designed
WITH KLAMPING
IN MIND.



Every wood-worker knows that the quality of their work and the time they invest in each project, are directly affected by the tools they use. Many times however, we overlook the small things; like our workbench, clamps, and measuring devices. But no more! With the Kreg Klamp System™, you'll notice an immediate difference in productivity, efficiency, and ease-of-use, which translates into real results.

Designed from the ground-up as the ultimate clamping solution for Kreg Joinery and the perfect 'helping hand' around the work shop, Kreg is proud to introduce the entire family of Klamp System™ Components. If you've ever struggled to get perfectly flush Kreg Joints, ever failed to get your clamps positioned exactly where you need them, or ever just need an extra set of hands around the work shop, this is exactly what you've been looking for.

Instead of being restrained to clamping in very specific places, Klamp System™ components let you work wherever you need to most. Utilizing a simple technology called Inter-Lok™, the Bench Klamp™ can be quickly added almost anywhere you need it, positioned precisely, rotated 360 degrees, and – just as quickly as it was added – removed to regain your perfectly flush work surface. Add a Klamp Trak™ to the edge of your workbench or add a Klamp Plate™ to the center of your workbench, and start clamping where you've never been able to before. For the very first time, you can stop working around your clamps and start working with them.



A

B



A BENCH KLAMP™
This unique clamp glides along the Klamp Trak™ or secures to the Klamp Plate™, providing an amazingly strong 360 degree clamping station, wherever you need it most. Simply remove the Bench Klamp™ to regain your perfectly flush work surface.

B KLAMP TRAK™
Turn the entire length of your workbench into a clamping station. This amazing track provides a seamless clamping plane down the edge of your work bench; perfect for quick positioning of your Bench Klamp™ and Klamp Blocks™.

C KLAMP BLOCKS™
When used with the Klamp Trak™, these simple blocks allow you to quickly and accurately register your stock to the edge of your work space and bring your entire project into alignment. Made from durable, impact resistant plastic.

C



D



D KLAMP PLATE™
Don't be satisfied with clamping on the edge of your workbench. When paired with the Bench Klamp™, this plate provides a clamping station wherever you need it most. Rout one into the center of your work bench, drill press, or sawhorse!




Inter-Lok™
This Quick-Connect feature serves as the foundation for all Klamp System™ components. With it, the Bench Klamp™ can be quickly moved from place to place, providing 360 degree clamping, wherever you need it most.

Klamp Table™



The Ultimate Clamping Solution for Kreg Joinery™!

You don't need an army of clamps to get the job done; you just need the right ones. Our Klamp Table™ is the ultimate 'helping hand' around the workshop and the easiest way to get perfectly flush Kreg Joints™, one after another.




Drilling, routing, sawing, sanding... whatever you're doing, the Klamp Table™ can help make it faster and easier.

See it in action online.

Klamp Table™ Availability



Klamp Table™ / Stand Combo
It's time you had a table that was designed with clamping as its primary focus. This is the ultimate solution for any handy-man or woodworker, and a great addition to any workshop.
ITEM# KKS2000
\$399⁹⁹
Combination of Klamp Table™ and Universal Steel Stand.



Klamp Table™
Buy the Klamp Table™ separately and use it on top of your current workbench. Includes 2 Bench Klamps, 5 Klamp Blocks™, 2 lengths of Klamp Trak™, all positioned on a durable melamine surface.
ITEM# KKS1000
\$249⁹⁹



Universal Steel Stand
The perfect foundation for all Kreg Table Top Solutions. Includes 4 leveling feet and assembly hardware. Made from heavy-gauge steel. Adjustable from 31" to 36" in height.
ITEM# KRS1030
\$149⁹⁹

Recommended Accessories



Heavy-Duty Casters
Add true mobility to your Universal Steel Stand. Includes 4 Heavy-Duty casters. Dual-locking mechanism protects against caster roll and pivot. Includes all necessary hardware.
ITEM# PRS3090
\$59⁹⁹

SPECIFICATIONS

Klamp Table™:

- Large, 21-3/4" x 33-3/4", clamping surface.
- Replaceable, glue resistant, melamine surface.
- Trak on two sides of the table, provides endless flexibility.
- Klamp Blocks™ allow for fast, accurate, and consistent registration of workpieces.
- Multi-Function: Can be used for a variety of woodworking functions, including sanding, routing, layout, etc.

Universal Steel Stand:

- Heavy gauge steel construction
- 31" to 36" height adjustability
- 4-Stable leveling feet
- Durable painted finish
- Fast and easy assembly

Build your own.

Each Klamp System™ component can be purchased separately. Whether you need a seamless clamping plane down the edge of your current workbench or a stationary clamping station in the center of your sawhorse, you can pick the perfect Klamp System™ component, and install it yourself.

Individual components can be found on page 19.



Perfect Kreg Joints. Every Time.

If you've ever struggled to get your Kreg Joints to come out perfectly straight and flush, the Klamp Table™ is an invaluable addition to your collection. While the two Bench Klamps secure each joint, the 5 individual Klamp Blocks™ allow you to quickly register your workpieces to the edge of the table, center the Bench Klamp along the joint line, and bring your entire project into alignment.



A



B



C

A VERSATILE CLAMPING

Are you always looking for the right clamp? The Bench Klamp™, with Inter-Lok™ Technology, is great for almost any woodworking task. It slides across the Klamp Trak™, rotates 360 degrees, and firmly locks into place wherever you need it most.

B FLEXIBLE POSITIONING

Stop working around your clamps and start working with them. The Klamp Trak™ allows you to position your Bench Klamp™ and Klamp Blocks™ anywhere along the table's edge, and quickly remove them to regain your flat work surface.

C PRECISE ALIGNMENT

Made from durable, impact resistant plastic, Klamp Blocks™ glide along the Klamp Trak™ allowing you to quickly register stock to the edge of your work space, and bring your entire project into alignment.

Right Angle Clamp



90° Clamping Made Easy

Attaching a face-frame to a cabinet carcass, assembling drawers, shelving and other situations where you need to join workpieces at 90 degree angles is a snap with the Right Angle Clamp. It features a steel pin on one arm that fits snugly into one Pocket-Hole to clamp the pieces together as you drive a screw into an adjacent hole. Using the Right Angle Clamp is like having a helper on hand to hold materials at a perfect 90°.



Right Angle Clamp Availability



Right Angle Clamp

Features a pivoting clamp face and unique steel pin that fits down in the Pocket-Hole for joining 90° angles.

ITEM# KHC-RAC
\$27⁹⁹

90° Corner Clamp

Self-squaring joints, quick and easy.

- Self Squaring Design aligns workpieces, making it easy to secure individual joints at a 90° angle, every time!
- L-Handle lets you quickly and easily adjust for varying stock thicknesses up to 1-1/4".
- Innovative Swivel Head and quick release lever improve ease-of-use and efficiency.
- Large Clamping Surface protects soft woods against workpiece imprint.
- Durable Heat Treated Steel construction features nickel plating for additional longevity.

90° Corner Clamp Availability



90° Corner Clamp

Self-squaring joints, quick and easy.

ITEM# KHC-90DCC **\$34⁹⁹**



Face Clamps™

Perfectly flush Kreg Joints, in no time.

- The large pad on one arm is placed directly across the top of the joint line to help create a perfectly flush joint as the screws are driven.
- Uniquely designed to both hold the joint line flush while screws are driven, and to secure our portable Kreg Jig®'s into place on the workpiece.
- New Ergonomic comfort grip reduces slipping and eliminates the possibility of pinching.

Face Clamp™ Availability



Face Clamp™

Best for a majority of Pocket-Screw applications. 3" reach, will handle workpieces up to 2-3/4" thick.

ITEM# KHC-PREMIUM **\$21⁹⁹**



Large Face Clamp™

Good for applications where a slightly longer reach is helpful. 6" reach, will handle workpieces up to 5" thick.

ITEM# KHC-LARGE **\$29⁹⁹**



XL Face Clamp™

Good for applications where the longest possible reach is required. 10" reach, will handle workpieces up to 6" thick.

ITEM# KHC-XLARGE **\$39⁹⁹**



Precision Router Table

Tablesaw Fundamentals. Precision Routing.

A quality router table is one of the most important tools for any serious woodworker to have in their woodshop. Whether you're routing a simple dado, putting an edge on a countertop, or building an entire set of raised panel doors, the Kreg Precision Router Table can help you finish projects faster, and with greater accuracy than ever before. Through a unique set of features including its table-saw inspired self-squaring fence, the Precision Router Table provides an innovative look at one of the most useful tools in your shop.



See it in action online.



Our exclusive Micro-Dot surface, 'swiss-cheese' free Insert Plate, and uniquely designed accessories ensure that you get the best possible routing experience on each and every pass.

Precision Router Table Availability



Precision Router Table
This revolutionary router table boasts an incredible feature-set and brings a whole new level of rigidity and precision to your woodshop. Includes Items PRS1020, PRS1010, and KRS1030.

ITEM# PRS1040
\$499⁹⁹

Recommended Accessories



Precision Router Table Top
Designed to reduce vibration and noise wherever possible, this heavy-duty router table top provides a solid, secure, and quiet routing solution for any workshop.

ITEM# PRS1020
\$179⁹⁹



Precision Router Table Fence
Taking design cues from high-end table saw rip fences, this groundbreaking router fence provides an entirely new way to work. It'll make every project you start faster, easier, and far more precise than ever before.

ITEM# PRS1010
\$199⁹⁹



Universal Steel Stand
The perfect foundation for all Kreg Table Top Solutions. Includes 4 leveling feet and assembly hardware. Made from heavy-gauge steel. Adjustable from 31" to 36" in height.

ITEM# KRS1030
\$149⁹⁹



Precision Router Table Lift
Full of features to help you work faster, easier, and with greater accuracy, including Quick-Lift, tool-less micro adjustment wheel, and more. See page 30.

ITEM# PRS3000
\$329⁹⁹

SPECIFICATIONS

- **Insert Plate Dimensions:**
9-1/4" x 11-3/4" x 3/8"
- **Insert Plate Material:**
Phenolic
- **Table Surface:**
24" x 32" x 1"
- **Fence Length:**
36"
- **Fence material:**
Aircraft grade Aluminum
Anodized for easy cleanup
- **Overall Dimension:**
(H x W x D)
36-1/2" x 37-1/2" x 25-1/2"
- **Weight:**
85 lbs.
- **Universal Steel Stand:**
 - Heavy gauge steel construction
 - 31" to 36" height adjustability
 - 4-Stable leveling feet
 - Durable painted finish
 - Fast and easy assembly

FENCE

A TABLE SAW FUNDAMENTALS

Unique self-squaring t-square style fence design – similar to those found on high-end table saw rip fences – allows the fence to be quickly and accurately adjusted parallel to the miter slot. Unique cam-style locking handle and opposite-side anchor ensures incredible fence rigidity.

B HEAVY-DUTY ALUMINUM DESIGN



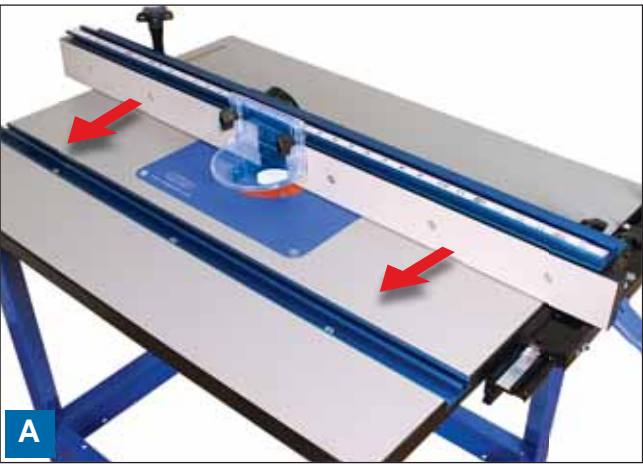
Fully enclosed heavy-duty aluminum extrusion provides unmatched rigidity, strength, and precision to your router top and helps to maintain an enclosed vacuum chamber for superior dust collection.

C BUILT IN JOINTER

Two fully independent fence faces and dual acrylic depth setting rods quickly turn your router table into a vertical jointer. Depth rods are stored inside of the fence and can be added behind the faces to allow for jointing depth adjustments of 1/16" and 1/32".

D UNPARALLELED PRECISION

Magnified Precision Lens Cursor lets you forget about using a tape measure and pencil, and start getting real accuracy out of your router table. The optional Micro-Adjuster allows you to dial down your precision even further.



TABLE

A EASY-SLIDE™ MICRO-DOT MDF

The professionally edgebanded MDF top absorbs vibration and noise like no phenolic top can. It features an Easy-Slide™ Micro-Dot skin – made from an impact resistant high-pressure laminate – which makes it incredibly easy to slide workpieces across the surface.

B STARTS FLAT, STAYS FLAT

Because of the rugged MDF top and extremely rigid dual steel struts which support the center of the router table, you'll never have to worry about the table bending and bowing over time... no matter how big your router and lift may be.

C COMBINATION MITER / T-SLOT

Combination Miter/T-Slot is located precisely parallel to the router fence, which makes it easier than ever to utilize various accessories such as the Kreg Precision Miter Gauge and Kreg True-FLEX™ Featherboards.

INSERT PLATE

A WORKS WITH ANY ROUTER

This 9-1/4" x 11-3/4" x 3/8" phenolic insert plate has been designed to easily mount to any router, utilizing your router's base plate and a simple (included) template. This 'swiss-cheese' free design eliminates hang-ups on the plate surface and reduces routing inconsistencies.

B UNIQUE BOTTOM-UP LEVELERS

These unique levelers feature a new bottom-mount design, 8 adjustable points of contact for leveling precision, four-corner lock-downs for stability, and locating-tabs for easy installation.

C VERSATILE REDUCING RINGS

Dual reducing rings (2", 1-13/64") boast three independent leveling/lock-down screws and compatibility with standard Porter-Cable guide bushings for fast and easy template routing on your router table.

Precision Beaded Face-Frame System

New

Beaded Face Frames The Kreg Way!

Our all new Precision Beaded Face-Frame System takes a radical new approach to building beaded face-frames, by leveraging the speed and flexibility of your router table to create incredibly precise 'notched frames'. This innovative notching technique is made possible through a patent-pending system featuring specialized router bits and a smooth sliding aluminum fence which can be attached to almost any router table. Whether you've been building beaded face-frames for years, or you've just been looking for an excuse to start, the Precision Beaded Face-Frame System will help you do it in less time and with less frustration.

How It Works:




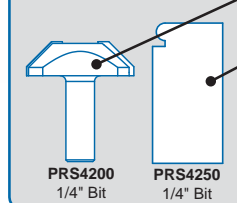
1) Use the control arm and smooth sliding base to plunge the stiles into the specialized notching bit.

2) Use the Precision Router Stop to ensure perfectly placed notches on the rails.

3) Switch to your standard routing fence and included beading bit to apply a decorative bead.

4) Use Kreg Joinery™ to secure the notched stiles and rails together. Glue is optional.

Included Bits:



Instructional DVD
Included

Patent Pending

Precision Beaded Face-Frame System Availability



Precision Beaded Face-Frame System

System Includes: Heavy Duty Aluminum Fence, Zero Clearance Ball Bearing Sliding Base, Precision Router Table Stop, 1/4" x 1-1/2" Notching Bit, 1/4" Standard Beading Bit, 1/4" Precision Router Table Set-Up Bar, Integrated Clamp, Tape Measure, 1/2" Dowel Pin and Step-by-Step DVD.

ITEM# PRS1200
\$499⁹⁹

Recommended Accessories



Precision Set-up Bars

These innovative setup bars feature three unique ways to ensure your projects get the precision they truly deserve. This set includes 7 setup bars stored in a portable protective case. Sizes: 1/8", 3/16", 1/4", 5/16", 3/8", 7/16", 1/2".

ITEM# PRS3400
\$39⁹⁹



Precision Router Table Stop

Features a low-profile aluminum design uniquely made to flip out of the way when not in use. Also includes our exclusive Precision Lens Cursor giving you a clear, accurate, and precise view of the fence's tape.

ITEM# PRS7850
\$24⁹⁹



Precision Router Table Lift


Full of features to help you work faster, easier, and with greater accuracy, including Quick-Lift, tool-less micro adjustment wheel, and more. See page 30.

ITEM# PRS3000
\$329⁹⁹

Optional Profiles Available:

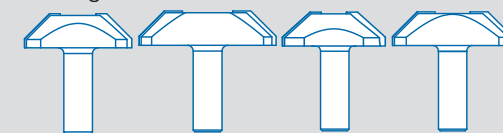
Looking for a more unique look? We've got all the profiles you need to get the job done right. These specialized bits were specifically designed for use with the Precision Beaded Face-Frame System. Each bit features a high quality 1/2" shank construction along with high-grade carbide tips for extreme durability. Below are our 6 beautifully unique beading bits and 4 standard notching bits. Contact customer service or visit www.kregtool.com for more information.

Beading Bits



PRS4250 1/4" Bit \$34.99
PRS4255 3/8" Bit \$34.99
PRS4260 3/8" Bit \$34.99
PRS4265 3/8" Bit \$34.99
PRS4270 3/8" Bit \$34.99
PRS4275 3/8" Bit \$34.99

Notching Bits





PRS4200 1/4" Bit \$54.99
PRS4205 1/4" Bit \$59.99
PRS4210 3/8" Bit \$54.99
PRS4215 3/8" Bit \$59.99



A Cut Above

Beaded Face-Frames are a great way to add detail and richness to your cabinetry work. It's a mark of excellence which says, this cabinet was built by a craftsman with an eye for quality and attention to detail.

See it in action online.



A SLIDING BASE

The sliding base of the Precision Beaded Face-Frame System features 20 internal stainless steel ball bearings which guarantee smooth operation over the long haul.

B CONTROL ARM

The handle can be connected to the Precision Beaded Face-Frame System with or without the Control Arm. The arm provides improved control, smooth operation, and reduces the force necessary to plunge the workpiece into the bit.

C INTEGRATED CLAMP

This heavy duty clamp holds your workpieces firmly in place. Clamp features quick release handle and adjustability for variable stock thicknesses.

D ROUTER TABLE STOP

The included Precision Router Table Stop lets you repeat cuts at the same precise measurement again and again. It features a Precision Lens Cursor for magnified accuracy, and it can be flipped out of the way when not in use.

Precision Router Table Insert Plate

This rugged 3/8" phenolic plate was designed to accept nearly any router, without the use of a "swiss-cheese" style pre-drilled surface. It features an exclusive bottom-up mounting design which makes it easier than ever to get a solid, secure, and 100% level routing surface, along with dual reducing rings (2" and 1-13/64") which bring template routing to your table top through compatibility with standard Porter-Cable guide bushings. It's a professional router table insert plate, designed for individuals who can truly tell the difference.



Extremely flat surface with no "swiss cheese" pre-drilled holes.



Bottom-up levelers create an incredibly solid, secure, and level surface.



1-13/64" ring is compatible with Porter-Cable guide bushings.



ITEM# PRS3030
\$69⁹⁹

True-FLEX™ Featherboard


The True-FLEX™ Featherboard gets its name from the careful engineering that went into its design. Many featherboards on the market today apply too much pressure or not enough pressure to the workpiece, resulting in imperfect cuts and less than safe operation. We've designed each finger of the True-FLEX™ featherboard to provide a consistent and optimum pressure, and to stand up to years of use in your woodshop. The featherboard is made from an extremely durable plastic composite body and even includes an exclusive wedge-lock system which allows the featherboard to be secured to a variety of shop tools without the need for additional hardware. Whether you're using a miter-slot or a t-slot, working on a table saw or a router table, the wedge-lock system adjusts accordingly and lets you work with confidence.



Carefully designed fingers apply optimum pressure to each workpiece.



Vertical and horizontal positioning demonstrates wedge-lock miter slot and t-slot compatability.



Unique wedge-lock hardware works in miter slots on tablesaws, router tables, band saws and more.

True-FLEX™ Featherboard Availability



True-FLEX™ Featherboard
Single featherboard. Comes with wedge-lock hardware which works in t-slots or miter slots on tablesaws, router tables, band saws and more.

ITEM# PRS3010

\$19⁹⁹



True-FLEX™ Featherboard Twin Pack
This set of True-FLEX™ Featherboards comes with an extended version of the wedge-lock hardware for use in tandem. When used together they provide additional support for taller workpieces, resulting in faster, safer, and higher quality cuts.

ITEM# PRS3020

\$36⁹⁹

Precision Router Table Lift

This heavy-duty lift includes several unique features which work together to bring true speed and convenience to your router table top. Features like the Quick-Lift and tool-less micro adjustment wheel let you to make fast bit changes and precise depth adjustments (down in .002" increments) on-the-fly. If you're sick of bending and reaching, and ready to start working quickly and conveniently, look no further.

- 9-1/4"x11-3/4"x3/8" Heavy Gauge Aluminum Insert Plate
- Lift Brake Includes 3 self-leveling, twist lock insert rings: 1", 2-5/8" & a Step Ring
- Adjustable reference scale can be set to zero from any bit position

Motor Pad Included: Porter Cable 7518
Available separately:
Item# PRS4120 - \$19.99 Milwaukee 5625
Item# PRS4110 - \$19.99 Porter Cable 690/890, Bosch 1617/1618, DeWalt 618, Craftsman 17542/17540/28190



ITEM# PRS3000
\$329⁹⁹



Spring-assist Lift Wrench makes rapid height adjustment easy



Includes Starter Pin, Lift Wrench, and Spanner Wrench



Heavy-duty aluminum plate is guaranteed flat to within .005"



Micro Adjust Thumb Wheel eliminates the need for a crank handle

Precision Router Table Stop

Bring more precision and repeatability to your Precision Router Table with this uniquely designed stop. Features a low-profile aluminum design uniquely made to flip out of the way when not in use. Also includes our exclusive Precision Lens Cursor giving you a clear, accurate, and precise view of the fence's tape.

Features compatibility with our Precision Router Table. Adaptor kit required for use with the Benchtop Router Table.



ITEM# PRS7850
\$24⁹⁹



Unique design allows the stop to flip out of the way when not in use.



Get extra precision and unmatched repeatability for stop-dados, tenons, etc.

Multi-Purpose Router Table Switch

Add safety and convenience to your Precision Router Table with this incredibly handy power switch. Features a 2-Plug design which allows it to control two independent devices at once, Key-Lok™ which eliminates accidental power-on, and a long 8ft. heavy-duty 14 gauge power cord.

Features compatibility with our Precision Router Table and Precision Benchtop Router Table.



ITEM# PRS3100
\$34⁹⁹



Key-Lok™ eliminates unintentional power-on.



2-Plug design controls two independent devices at once.

Precision Router Table Insert Plate Levelers

These unique levelers are the easiest way to add an insert plate to your shop-built router table. They eliminate the need for a supporting rabbet and feature a unique bottom-mount design which includes 8 adjustable points of contact, four-corner lock-downs for stability, and locating tabs for easy installation.



ITEM# PRS3040

\$19⁹⁹

Precision Micro-Adjuster

Do you need even more precision? When added to the Precision Router Table Fence, this Micro-Adjuster allows you to dial down your measurements even further!



ITEM# KMS7215

\$14⁹⁹

Heavy-Duty Casters

Add true mobility to your Universal Steel Stand with our Heavy-Duty Casters. Built to last and perform, these casters feature a dual-locking mechanism that won't roll OR pivot once engaged, resulting in an extremely stable work station. Includes all necessary hardware.



ITEM# PRS3090

\$59⁹⁹

Precision Benchtop Router Table



See it in action online.

Precision Benchtop Router Table Availability



Precision Benchtop Router Table

The portable solution to precision routing. Includes fence, top, stand, plate with 2" opening.

ITEM# PRS2000

\$229⁹⁹

Recommended Accessories



True-FLEX™ Featherboard

This unique featherboard can be quickly and easily connected to a miter slot or t-slot without the need for additional hardware. A durable plastic composite body ensures optimum 'finger flex' and workpiece pressure.

ITEM# PRS3010

\$19⁹⁹



Precision Router Table Insert Plate

Using bits larger than 2"? This 3/8" phenolic plate provides hole openings of 3-5/8", 2", and 1-13/64". It was designed to accept nearly any router, and features unique bottom-up mounting hardware, dual reducing rings, and compatibility with standard Porter-Cable guide bushings.

ITEM# PRS3030

\$69⁹⁹

Benchtop Portability. Floor-Standing Features.


Built from the ground-up as the portable solution to precision routing, this table provides trim carpenters and other mobile professionals with the quality materials and attention to detail that they're only used to finding in large router tables. It features the same high pressure laminate Micro-Dot MDF surface as our top-of-the-line Precision Router Table, a full-size Phenolic insert plate, and an innovative rigid steel base which – believe it or not – actually tests quieter than enclosed portable router tables. Why put up with 'portable' features when you can have the real thing?



Light yet durable, portable yet full-featured, the perfect solution for anyone working on the road.

SPECIFICATIONS

- **Insert Plate Dimensions:**
9-1/4" x 11-3/4" x 3/8" with 2" opening
- **Insert Plate Material:**
Phenolic
- **Table Surface:**
16" x 24" x 1"
- **Fence Length:**
24"
- **Fence material:**
Aircraft grade Aluminum Anodized for easy cleanup
- **Overall Dimension:**
(H x W x D)
20" x 28-1/4" x 20-1/4"
- **Weight:**
26 lbs.



A

B

C

D

A EASY-SLIDE™ MICRO-DOT MDF

Why deal with vibration and noise when you don't have to? This top features an Easy-Slide™ Micro-Dot skin – made from an impact resistant high-pressure laminate – which makes it incredibly easy to slide workpieces across the surface.

B BUILT FOR MOBILE PROFESSIONALS

This table was built to withstand years of use and abuse on the jobsite. It features a rugged stamped-steel foundation, four hard-wearing rubber feet, a professionally edgebanded table-top with an impact resistant Micro-Dot surface, and an incredibly accurate rigid aluminum fence, all built with mobile professionals in mind.

C BUILT-IN JOINTER

Fully independent fence faces and acrylic depth setting rods quickly turn your router table into a vertical jointer. Depth rods are stored on the rugged aluminum fence and can be added behind the faces to allow for jointing depth adjustments of 1/16" and 1/32".

D PHENOLIC INSERT PLATE

This full sized phenolic insert plate is held in place by our exclusive bottom-up levelers which feature 4 lock-downs – a must on the job site – and 8 adjustable points of contact for the most level surface possible. It features compatibility with an endless list of routers while omitting the usual 'swiss-cheese' pre-drilled top surface which can cause routing inconsistencies.

Precision Miter Gauge

Amazing Precision. Right Out Of The Box.

Why spend your time calibrating a miter gauge when you can get factory-milled accuracy right out of the box? Our Precision Miter Gauge System requires no calibrating, and features positive stops at 0, 10, 22-1/2, 30 and 45 degrees to make it easy to cut perfect miters quickly. Of course, when you do want to cut a more complicated angle, the easy-to-use Vernier scale allows for fast adjustments to 1/10th of a degree.



Vernier Scale adjusts to 1/10th of a degree.

Perfect Miters, Fast!

Precision is the name of the game for this CNC milled miter gauge. We worked hard to build accuracy into every feature of this product from the rugged aluminum fence, to the solid, yet versatile Swing Stop™, to the easy-to-adjust Vernier scale. Bottom line, this miter gauge will put your projects on the fast track to perfection!

Precision Miter Gauge Availability



Precision Miter Gauge System
Precision Miter Gauge, 24" fence, and Swing Stop™.

ITEM# KMS7102
\$159⁹⁹



Precision Miter Gauge
Precision Miter Gauge only.

ITEM# KMS7101
\$109⁹⁹

Recommended Accessories



Precision Miter Gauge Fence
Add the 24" fence and patented Swing Stop™ to your miter gauge.

ITEM# KMS7103
\$59⁹⁹




Swing Stop™
This uniquely designed stop swings out of the way when not in use. Newly redesigned bushings reduce 'play' in the stop, dramatically increasing accuracy.

ITEM# KMS7801
\$29⁹⁹

SPECIFICATIONS

- **Fence:**
24" aircraft grade aluminum fence
- **T-Slot bar:**
24" long, 3/8" tall x 3/4" wide
- **Positive Stops at:**
0, 10, 22-1/2, 30 & 45 degrees
- **Vernier Scale:**
Adjusts to 1/10th degree
- **Finish:**
Anodized for easy clean-up
- **Calibration:**
Factory calibrated right out of the box
- **Weight:**
6.5 lbs.

Covered by one or more of the following patents:
#5,768,966 #6,880,442 #D471,925 #5,337,641 #5,617,909
Other patents pending.



A PRECISION LENS CURSOR

Similar to the type of lens found on a quality table saw rip fence, the clear lens features a high-visibility red line that makes it easy to set the Swing Stop™ for precise cuts, time after time.

B NO PLAY IN THE MITER SLOT

Our extremely straight 24" anodized aluminum bar is 3/8" tall by 3/4" wide and features five bar adjusters that eliminate "play" in the miter slot with the turn of a screw driver.

C SWING STOP™

Our innovative Swing Stop™ features newly designed bushings which actively reduce 'play' in the stop, dramatically increasing accuracy. The stop itself easily sets the distance between the end of the board and the saw blade for amazing cutting accuracy and repeatability... and flips out of the way when not in use.

D ADD A SACRIFICIAL FENCE

The curved foot of the Swing Stops™ "break-away" design allows you to add a sacrificial fence to your Miter Gauge.

Precision Band Saw Fence



Beat Blade Drift. True Band Saw Precision.

Most band saw blades don't run perfectly perpendicular to the front of your table. There's always just a little bit of "drift" that prevents you from getting precise cuts even with a fence. Until now. Our Precision Band Saw Fence easily adjusts to your blade's drift angle to provide you with a whole new level of band saw accuracy. This fence mounts to most 14" band saws right out of the box and can be modified to fit many others by drilling a single hole in the aluminum mounting rail.



Compensate for blade drift by loosening two hex bolts and adjusting the angle of the fence.



Add a stop to the fence for producing cuts to a repeatable depth, such as cutting tenons.

Precision Band Saw Fence Availability



Precision Band Saw Fence

Mounts to many 14" Band Saws right out of the box.

ITEM# KMS7200

\$119⁹⁹

SPECIFICATIONS

- **Fence:**
Aircraft grade aluminum
- **Precision Lens Cursor:**
For making precise cuts
- **Blade Drift:**
Two simple adjustments for blade drift
- **Dimensions:**
Mounting Rail is 26" long
Fence is 18" long
- **Finish:**
Anodized for easy clean-up
- **Weight:**
8.75 lbs.
- **Adaptability:**
Pre-drilled holes on the mounting rail fit on most 14" Band Saws

Covered by the following patent:
#5,768,966 Other patents pending.

Recommended Accessories



Precision Micro-Adjuster

Add enhanced precision to every cut.

ITEM# KMS7215

\$14⁹⁹



4.5" Resaw Guide

Adjust for blade drift on the fly.

ITEM# KMS7213

\$17⁹⁹



7" Resaw Guide




Adjust for blade drift on the fly with even the largest workpieces.

ITEM# KMS7214

\$19⁹⁹

Unmatched Versatility...

Never before has a band saw fence allowed you to accomplish such a wide variety of cuts. This fence adjusts both for blade drift and for perpendicularity to the blade (essential when cutting thin veneers). In addition, the fence can be removed and reassembled in a low-profile position to allow the blade guard to be moved closer to the workpiece. Last but not least, the fence can accept resaw guides or our stops for use in additional applications.



A RIGID DESIGN

The aluminum fence is incredibly strong, straight and built to last for years to come. The face and top side of the fence contain t-slots for adding stops, resaw guides and more.

B EASY TO REMOVE

When you don't need the fence, remove it in seconds - no tools required! Just loosen the locking knob and lift the fence from the mounting rail, below your table's surface.

C PRECISION LENS CURSOR

Magnified and easy-to-read for even the smallest adjustments, the thin red line on the Precision Lens Cursor lets you accurately set up the fence for cutting veneer, tenons, and more.

D ADJUSTABLE IN 2 DIMENSIONS

This fence is unique in that it adjusts to set up perfectly square to your table and blade. Two simple adjustments allow you to set the fence to match blade drift, greatly enhancing cutting accuracy.

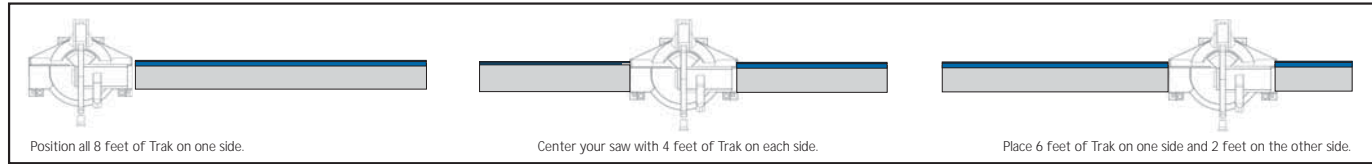
Precision Trak & Stop Kit



No Tape Measure. No Pencil.
Just Precision.

Take the guesswork — and your tape measure and pencil — out of cutting wood to length. Our Precision Trak & Stop Kit allows you to turn your shop miter saw into a precise cutting system. Simply slide the cursor of the stop to the dimension you'd like to cut, place the board against the stop, and cut to an exact length time after time. You build the support wings yourself out of plywood or particle board then add the trak to the topside of the board. Perfectly sized workpieces couldn't be simpler!

See it in action online.



Precision Trak and Stop Availability



Precision Trak and Stop Kit
Includes four 2' pieces of Trak, one Swing Stop™, one Production Stop, one 12' length of L-R reading self-adhesive tape, one 12' length of R-L reading self-adhesive tape, detailed instructions, and mounting hardware.
ITEM# KMS8000
\$139⁹⁹

Recommended Accessories



Miter Attachment
Easily attached to a Swing Stop™ or Production Stop, the Miter Attachment supports the mitered end of the board on two surfaces to make a more accurate cut. Perfect for picture framers.
ITEM# KMS7831
\$19⁹⁹



Top Trak 4'
Add additional section of Top Trak to your Trak and Stop Kit.
ITEM# KMS7714
\$34⁹⁹



Swing Stop™
This uniquely designed stop swings out of the way when not in use. Newly redesigned bushings reduce 'play' in the stop, dramatically increasing accuracy.
ITEM# KMS7801
\$29⁹⁹



Production Stop
Features dual lens cursors and the unique ability to be moved to either side of the saw.
ITEM# KMS7800
\$19⁹⁹

SPECIFICATIONS

- Fence:** Aircraft grade aluminum
- Finish:** Anodized for easy clean-up
- Weight:** 7 lbs.
- Length:** (4) 2' sections for 8' of Trak length
- Measuring Tape:** (1) 12' R to L Reading (1) 12' L to R Reading

Covered by one or more of the following patents:
#5,768,966 #6,880,442 #D471,925 #5,337,641
Other patents pending.

Perfect for a Variety of Applications

The most common setup for the Precision Track & Stop Kit is with a miter saw, but many woodworkers find it handy to add to their radial arm saw or drill press. No matter where you use the Precision Track & Stop Kit, you'll find it remarkably faster and more accurate than a tape measure and pencil.



A PRODUCTION STOP

Designed to stand up to the rigors of repetitive cuts in an industrial environment, the Production Stop drops onto the top of the fence and features dual lens cursors for convenient use on either side of the blade.

B SWING STOP™

Our innovative Swing Stop™ features newly designed bushings which actively reduce 'play' in the stop, dramatically increasing accuracy. The stop itself easily sets the distance between the end of the board and the saw blade for amazing cutting accuracy and repeatability... and flips out of the way when not in use.

C SHOP MADE SUPPORT WINGS

Build a simple plywood or MDF box to match the height of your saw, then add a back fence that reaches 2-1/4" above the saw height for the stops to glide upon. Instructions and mounting hardware for the Trak are included.


D RIDGID ALUMINUM FENCE

Incredibly strong and built to last, our anodized aluminum Trak features an L-shaped foot that makes alignment and mounting to any 3/4" thick board a snap. Trak is designed with a groove across the top to accept the included self-adhesive measuring tape.

Precision Stops



A



B



C



Kreg Precision Stops Availability



Swing Stop™

This uniquely designed stop swings out of the way when not in use. Newly redesigned bushings reduce ‘play’ in the stop, dramatically increasing accuracy.

ITEM# KMS7801
\$29⁹⁹



Production Stop

Features dual lens cursors and the unique ability to be quickly moved to either side of the saw.

ITEM# KMS7800
\$19⁹⁹

Recommended Accessories



Miter Attachment

Easily attached to a Swing Stop or Production Stop, the Miter Attachment supports the mitered end of the board on two surfaces to make a more accurate cut. Perfect for picture framers.

ITEM# KMS7831
\$19⁹⁹

A PRODUCTION STOP


Our Production Stop is built for a rugged shop environment. Dual lens cursors on both sides of the stop allow it to be easily used on either side of the blade without re-configuring. This stop also drops onto both the Top Trak and Heavy Duty Trak from the topside, allowing it to be quickly removed and repositioned without sliding to the edge of the trak section.

B SWING STOP™

Our innovative Swing Stop™ features newly designed bushings which actively reduce ‘play’ in the stop, dramatically increasing accuracy. The stop itself easily sets the distance between the end of the board and the saw blade for amazing cutting accuracy and repeatability... and flips out of the way when not in use.

C MITER ATTACHMENT

Our “Perfect Miter” attachment is designed to support the mitered end of a board so that the sharp point of the miter is not damaged while cutting. The attachment also allows the mitered end to be measured off two points of contact instead of the toe of the miter, creating increased accuracy. A slot is machined into the attachment which enables it to be attached to the Production Stop or Swing Stop™ with a simple carriage bolt (included).



A

B

C

D

E

F

G

H

Trak Components

A. Jig and Fixture Bar

This is the same adjustable bar that comes standard on the Precision Miter Gauge. Six nylon screws along the length of the bar adjust with the turn of a screwdriver to take up any play in the miter gauge slot. Mounting holes are located every 4" along the length of the bar. Perfect for building workshop jigs and fixtures.

#KMS7303 Jig & Fixture Bar (30") \$23⁹⁹

B. Combo-Trak

Building your own router table? This combination Miter-Trak and Mini-Trak works with your miter gauge, featherboards, and other accessories to help add tremendous flexibility to your table top.

#KMS7432 Combo-Trak (32" length) \$29⁹⁹
#KMS7448 Combo-Trak (48" length) \$39⁹⁹

C. Trak Clamp

This inexpensive and versatile clamp works great in a variety of applications. Fits the Mini Trak, Top Trak or HD Trak. You may also mount the clamp to a piece of wood by drilling a 1/4" hole and then countersinking a 7/16" hole for the bolt head. When mounting the clamp on any of the tracks, be sure to have the base of the clamp seated on the track to avoid pulling the track out of the work surface. For most clamping applications, we suggest using two clamps to keep the workpiece from rotating.

#KMS7511 Trak Clamp \$4⁹⁹

D. Mini Trak

Mini Trak can be used to produce countless types of woodshop jigs and fixtures such as taper jigs, cut-off sleds, and more. An adaptation of our other popular styles of trak, Mini Trak contains t-slots that will capture the head of a standard 1/4" hex bolt. You can surface mount Mini Trak or mount it flush into a 3/8" x 3/4" dado or rabbet. These sections can be easily cut to length with a hacksaw. As an added feature, Mini Trak now contains a recess in the bottom of the extrusion that will receive a 1/2" measuring tape (sold separately). Simply slide the tape into the trak and enjoy the added precision of your shop-made jigs and fixtures.

#KMS7507 Mini Trak (24" length) \$11⁹⁹
#KMS7508 Mini Trak (36" length) \$14⁹⁹
#KMS7509 Mini Trak (48" length) \$18⁹⁹
#KMS7727 4' Non-Adhesive Tape (Not Shown) \$4⁹⁹

E. Top Trak

Trak features a self-aligning L-shaped mounting foot for easy installation to a shop-made fence. Just drill 1/8" holes through the back of the extrusion and secure with the included mounting screws.

#KMS7712 Top Trak (2' length) \$21⁹⁹
#KMS7714 Top Trak (4' length) \$34⁹⁹

F. Heavy Duty Trak

Our Heavy Duty Trak is an L-shaped, anodized aluminum extrusion that is extremely straight and perfect for heavy use commercial applications. Contains four T-slots which accommodate the head of a standard 1/4" hex bolt. A 1/2" recessed indentation runs along the top and frontside of the trak for easy application of a self-adhesive measuring tape (sold separately).

#KMS7702 Heavy Duty Trak (2' length) \$39⁹⁹
#KMS7704 Heavy Duty Trak (4' length) \$59⁹⁹

G. Imperial 12' Self-Adhesive Tape

This 1/2" wide, self-adhesive measuring tape fits snugly into the indentation on the topside of our Top Trak and Heavy Duty Trak. Metallic tape is highly scuff resistant and can be trimmed to length with a scissors.

#KMS7723 Tape (12' R-L reading) \$7⁴⁹
#KMS7724 Tape (12' L-R reading) \$7⁴⁹

H. Metric 3.5 Meter Self-Adhesive Tape

Metric 3.5 meter tape, self-adhesive and fits snugly into the indentation on the topside of our Top Trak and Heavy Duty Trak. Metallic tape is highly scuff resistant and can be trimmed to length with a scissors.

#KMS7728 Tape (3.5 meter R-L reading) \$7⁴⁹
#KMS7729 Tape (3.5 meter L-R reading) \$7⁴⁹

Crown-Pro™

Crown Molding Simplified!

Installing crown molding is one of the best ways to add instant value to your home. The Kreg Crown-Pro™ simplifies the most frustrating steps of the process so you make fewer mistakes and get the job done faster! This uniquely designed tool holds your trim at the exact angle required, eliminating the need for advanced compound miter cuts and difficult 'coping'. It's unique curved design lets you compensate for a wide variety of crown molding spring angles, and it's extension arms let you work with crown up to 5-1/2" wide with a 12" saw and 3-1/2" wide with a 10" saw.



Patent Pending

Simple Steps to Perfect Crown:



Find Your angle:
Use the included Angle Finder to determine the correct spring angle and wall angle.



Set Your Angle:
Set your Crown-Pro™ to match your spring angle and your saw to match the wall angle.



Position Your Saw:
Position your Crown-Pro™ on either side of your saw based on the type of joint, and make cut.



Cut and Hang:
Position your crown correctly on the wall and nail it securely into position.



Add Value to Your Home

Crown molding is one of the best ways to add instant value to your home. It's cost effective, easy on the eyes, and thanks to the Crown-Pro™, quick and easy!

Crown-Pro™ Availability



Crown-Pro™

Comes complete with everything you need to get started, including double-sided Angle Finder, rubber feet, and find a helpful Crown Installation Video online.

ITEM# KMA2800
\$29⁹⁹

Related Products



Square-Cut™

This unique circular saw guide features a built-in adjustable arm which locks-in your saw's unique offset, guaranteeing perfect cuts every time!

ITEM# KMA2600
\$16⁹⁹



Multi-Mark™

The Multi-Mark™ is an incredibly handy multi-purpose marking and measuring tool. Perfect for a wide variety of household and jobsite applications.

ITEM# KMA2900
\$19⁹⁹



Deck Jig™

The Deck Jig™ leverages the same "Drill. Drive. Done!" technology utilized and made popular by the Kreg Jig™, to speed up and simplify concealed decking. See pages 17-18.

ITEM# KJDECKSYS
\$99⁹⁹

SPECIFICATIONS

- **Material**
High Impact Polymer
- **Max Workpiece Width**
5-1/2" w/ 12" Saw, 3-1/2" w/ 10" Saw
- **Spring Angle Range**
30° - 65°

FREE Crown Installation Video
Online at www.kregtool.com



A



B



C

A INCLUDED ANGLE FINDER

The included Angle Finder is used to ensure the Crown-Pro™ is set to the spring angle and the saw is set to the proper wall angle. Precise cuts mean clean joints.


B HEIGHT EXTENDERS

Built-In adjustable height extenders ensure compatibility with large crown molding, up to 5-1/2" wide.

C CURVED DESIGN

The Crown-Pro™ features a unique curved design which allows it to be set to match crown molding of any spring angle. Simply flip the tool, loosen the knob, and set the angle.


Square-Cut™



ITEM# KMA2600
\$16⁹⁹

Cut with Confidence.

The problem with traditional squares is that while they give you a straight edge, they do nothing to simplify and speed up the process of aligning your saw to the pencil mark. Unlike a standard square, the Kreg Square-Cut™ features an adjustable guide arm which locks-in your saw's unique base-to-blade offset, allowing you to instantly align your saw blade to the pencil mark and make perfect 90 degree cuts, time after time.



A ADJUSTABLE GUIDE ARM

The Square-Cut's adjustable guide arm compensates for the distance from the blade to the edge of your base plate. This means no more eyeballing the blade on the pencil mark or using your tape measure to get the correct set-back.


B MADE FOR ANY SAW

The arm on the Square-Cut™ can be adjusted to fit any traditional circular or jig saw. Adjustments take only a few seconds with the use of a simple phillips-head screwdriver.

C ANY MATERIAL UP TO 12"

The Square-Cut's extended body allows it to work efficiently with stock up to 12" wide making it perfect for use with siding, deck boards, and more. In addition, a built-in Roof Pitch Layout Tool makes quick work of siding, fascia, and rafter work on the jobsite.

Multi-Mark™




Shown in 3
Configurations

ITEM# KMA2900
\$19⁹⁹

One Tool Does It All!

The Kreg Multi-Mark™ is an incredibly handy multi-purpose marking and measuring tool, perfect for a wide variety of household and jobsite applications. The Multi-Mark™ features three different scale configurations, a built-in level, a handy 3/16" reveal gauge, and much more... Whether you need to transfer a measurement for that last ceramic tile, layout some mitered corners, or just straighten a few simple picture frames, the Multi-Mark™ is the only tool you'll need to get the job done!



Hundreds of Uses

The Multi-Mark™ doesn't know the meaning of the term 'single-purpose.' Thanks to three unique scale configurations, a built-in level, and more, the applications are nearly endless.

A Layout Mitered Corners

B Set 3/16" Reveals

C Transfer Measurements

D Align / Square Your Projects

E Set Bit / Blade Heights

F Use as a Simple Level

G Marking for Layout




Multi-Purpose Push Stick

The Kreg Multi-Purpose Push Stick helps bring safety and organization to many of the tools in your shop. Whether you're working on your table saw, router table, band saw, or jointer, the Push Stick helps you maintain a safe distance between your hand and the saw blade, while at the same time keeping the tools you need most often, close at hand.

- Thin Design For Use With Small Stock
- Built-In Pencil Holder and Depth Gauge
- Balanced and Ergonomic Design
- Powerful Magnet Lets You Store It Almost Anywhere



ITEM# KMA1000
\$17⁹⁹



Drawer Slide Mounting Tool



Put an end to trying to mount drawer slides with one hand attempting to hold the slide in place while the other hand fiddles with the drill and screws. Attaching drawer slides — bottom mount or full-extension — perfectly parallel to the drawer opening is a snap with our Magnetic Drawer Slide Mounting Tool. The strong, rare earth magnets hold most types of metallic drawer slides in place, freeing your hands for the rest of the job. The tool includes an easy-grip handle and provides a flat surface for easy clamping. Designed to work with both face-frame and faceless cabinets, the Mounting Tool features large openings in the side to give you clear access for driving screws.

ITEM# NZ03 **\$29⁹⁹**

Drawer Slide Mounting Brackets



For both face-frame and faceless cabinets, aligning the drawer box to full-extension slides is simple with our Drawer Mounting Brackets. Simply clamp a bracket under each slide, set the drawer box into the drawer opening so it balances on the brackets, then pull the slide to the front of the box and drive your screws. The 12" brackets work with most common drawer sizes, and the 1/8" tabs on the front of bracket are designed to fit under mounted full-extension slides for perfect placement every time. Made of rugged, impact-resistant plastic for years of service, these brackets are a great addition to your workshop and toolbox.

ITEM# NZ03-B **\$9⁹⁹**

The Kreg Pocket-Hole Machine Advantage

When it comes to production Pocket-Holes, we've got you covered. We offer the widest selection of industrial Pocket-Hole Machines on the market. Semi-automatic, fully-automatic, single-spindle or multi-spindle, choose an option that fits your production schedule and budget. A demonstration DVD is available upon request.



Fast

Cycle times of 2 seconds or less... and we have machines that drill up to 5 holes per cycle! Fast, efficient and built for high-speed production.




Durable

Unlike other drilling machines, Kreg machines use a hardened steel drill-guide that supports the drill bit all the way into the workpiece, prolonging drill bit life and improving the cut quality of each Pocket-Hole.



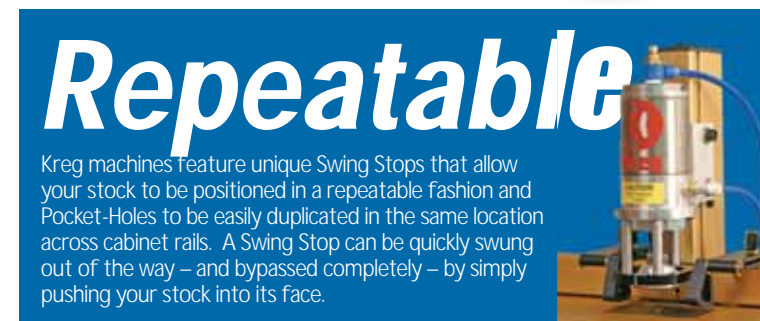
Quiet

No need to bring your earplugs... Kreg machines (electric and pneumatic) are the quietest on the market. Now that's something everyone in the shop can appreciate.



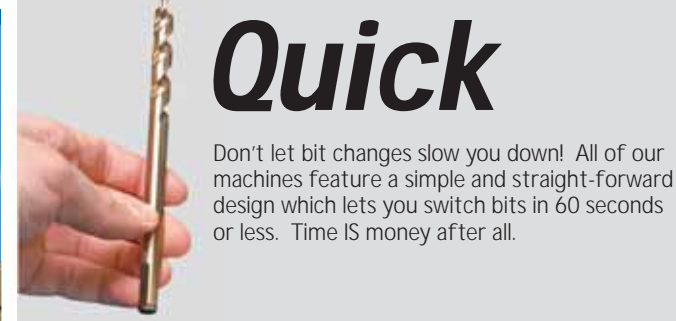
Reliable

All Kreg Pocket-Hole Machines are TRUE production machines featuring high-quality industrial motors that are built to run all day, every day, in high volume production environments. Our unique design minimizes the stress on moving parts and eliminates failure prone parts.



Repeatable

Kreg machines feature unique Swing Stops that allow your stock to be positioned in a repeatable fashion and Pocket-Holes to be easily duplicated in the same location across cabinet rails. A Swing Stop can be quickly swung out of the way — and bypassed completely — by simply pushing your stock into its face.



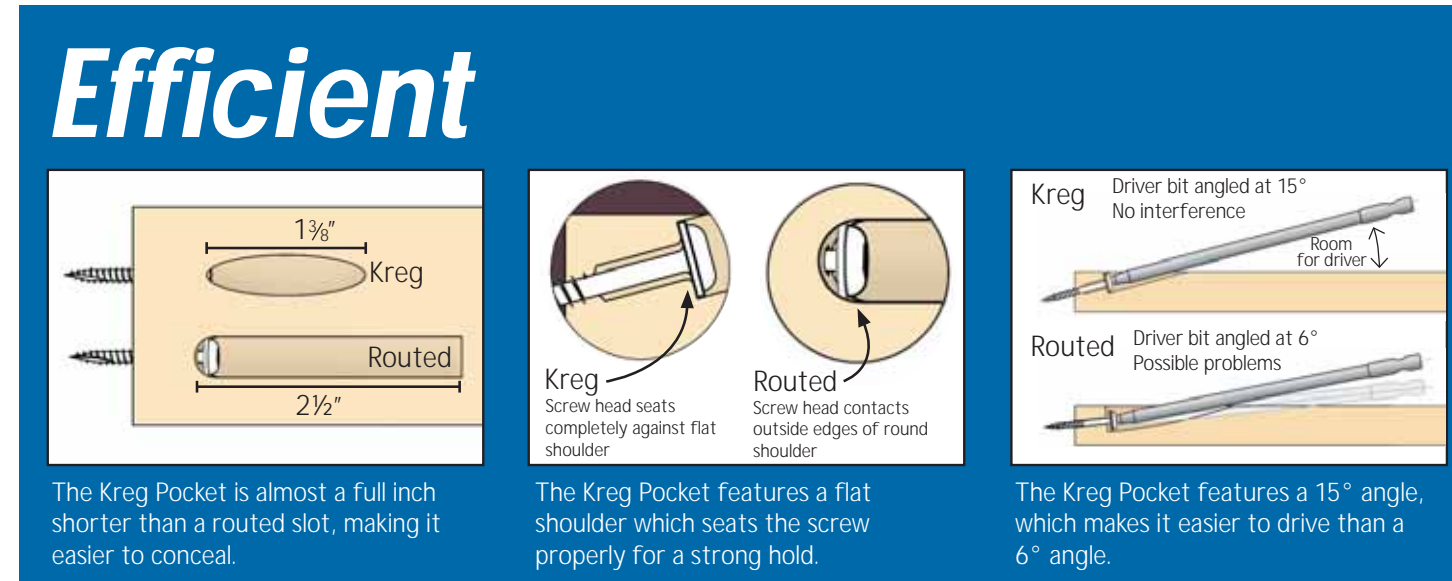
Quick

Don't let bit changes slow you down! All of our machines feature a simple and straight-forward design which lets you switch bits in 60 seconds or less. Time IS money after all.

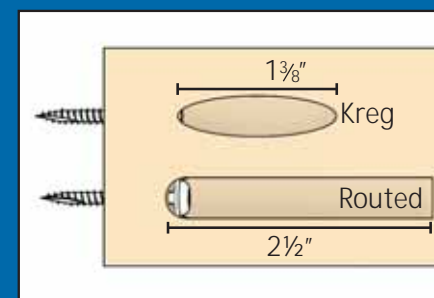


Adjustable

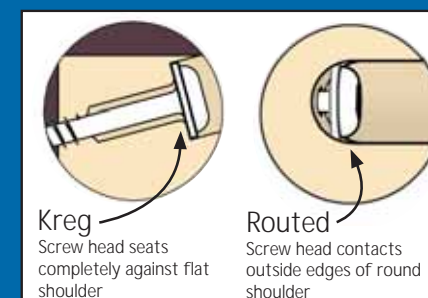
Whether you're working with 1/2" material or 2x4s, we've got the machine to handle it. All Kreg Pocket-Hole Machines are easy to adjust for specific stock in just a few seconds.



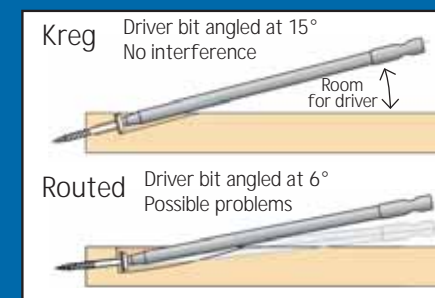
Efficient



The Kreg Pocket is almost a full inch shorter than a routed slot, making it easier to conceal.



The Kreg Pocket features a flat shoulder which seats the screw properly for a strong hold.



The Kreg Pocket features a 15° angle, which makes it easier to drive than a 6° angle.

The Foreman



Single-Step Pocket-Holes. A Small Shop's Dream.

If your production needs have outpaced our manual jigs, but you're not quite ready for a heavy-duty production machine, the Foreman is just what the contractor ordered. It features single-step operation for simplicity and speed, swing stops for production repeatability, and a durable design which is perfect for any jobsite or small shop.



Choose the way you work. The Foreman is available in two individual models – Pneumatic and Electric.

[See it in action online.](#)

Foreman Availability



Electric Foreman

Take your work on the road. This Foreman features a rugged 3/4 hp, single-phase electric motor. Anywhere you've got a standard 110V outlet, you've got high speed Pocket-Holes, on demand.

ITEM# DB110
\$849



Pneumatic Foreman

Got air? This Foreman features an industrial-grade 3/4 hp pneumatic motor capable of the same Pocket-Hole power as the electric version. Requires a compressor capable of producing 6cfm at 120 psi.

ITEM# DB55
\$849

Recommended Accessories



DKDB drill bit

3/8" drill bit. Highly heat-resistant cobalt steel construction for a longer life.

ITEM# DKDB
\$34⁹⁹

SPECIFICATIONS

- **Motor:**
Electric: 3/4 hp 110 V single phase
Pneumatic: 3/4 hp
- **Drill Bits:**
DKDB Drill Bit (3/8" Shank Dia. 3/16" Pilot, 1/2" long)
- **CFM Rating:**
Electric: N/A
Pneumatic: 6 cfm clamp cylinder (120 psi min)
- **Cycle Time:**
1 second
- **Material Clamping Capacity:**
1-1/2"
- **Hole Centering Capability:**
1/2" material to 1-1/2" material
- **Weight:**
40 lbs.
- **Dimensions:**
Electric: 27" H x 14" W x 23" D (7" table height)
Pneumatic: 20" H x 14" W x 23" D (7" table height)
- **Warranty:**
1 Year

Simply Smart


The operation of the Foreman couldn't be more simple — one pull, one perfect Pocket-Hole. Other Pocket-Hole Machines require you to take the time to clamp your workpiece manually, but the hands-free clamping of the Foreman saves you that step, greatly increasing productivity.



A



B



C

A RELIABLE, ONE STEP DRILLING

Just position the wood and pull the lever. The automatic clamp secures the workpiece and the 3/8" stepped bit drills the Pocket-Hole in one smooth operation. In just seconds, you're ready to drill another workpiece.

B MATERIALS UP TO 1-1/2" THICK

The Foreman quickly adjusts from the top side of the machine to position a screw in material from 1/2" up to 1-1/2" thick. Drill everything from drawer boxes to face-frames and deck material using this one machine.

C SWING STOPS

The one-step drilling isn't the only thing that speeds production. The material positioning stops allow you to place Pocket-Holes precisely across a workpiece, yet swing out of the way when not needed, such as drilling across the length of a panel.

DK1100 Pro Series Single-Spindle Machines



Fast. Quiet. Reliable. The Production Pocket-Hole Standard.

The DK1100 series (and all of our machines) is built with true industrial-grade motors that provide the power to run day after day – quickly, quietly, and reliably – in even the most high-production environments. For most shops, this translates into previously unheard of productivity and efficiency. Something we could all use more of.



The DK1100 is available in three models – one Electric and two Pneumatic – which fit the specific needs of almost any production shop.

See it in action online.



It Works For You

The DK1100 series of machines are the standard in the industry for drilling a single Pocket-Hole at a time. We've packed a ton of functional features into these machines that really set them apart from the competition. Choose from electric or pneumatic powered, free-standing or bench-mounted to fit the way you build.

DK1100 Single-Spindle Availability



DK1100 FE

Add real productivity and efficiency to your shop with the 'Production Pocket-Hole Standard.' This model works with any standard 20 amp 110V outlet and features a strong 1-1/2 hp electric motor, single-spindle simplicity, and cycle times of less than one second.

ITEM# DK1100 FE

\$2,999



DK1100 FP

Already set up for pneumatic? This model features an industrial-grade 1-1/4 hp pneumatic motor capable of the same Pocket-Hole productivity as the electric version. Requires a compressor able to produce 8cfm at 120 psi. (50% duty cycle)

ITEM# DK1100 FP

\$2,999



DK1100 TP

This model is identical to the DK1100 FP, just in a much smaller frame. It features a table height of 8", making it easy to build into your workbench or relocate from time to time. Requires a compressor able to produce 8cfm at 120 psi. (50% duty cycle)

ITEM# DK1100 TP

\$2,799

SPECIFICATIONS

- **Motor:**
Pneumatic Models: 1-1/4 hp
Electric Model: 1-1/2 hp 110 V single phase
- **Drill Bits:**
DKDB Drill Bit (3/8" Shank Dia. 3/16" Pilot, 1/2" long)
- **CFM Rating:**
TP & FP: 8 cfm at 50% Duty Cycle (120 psi min)
FE: 1 cfm clamp cylinder (90 psi min)
- **Cycle Time:**
1 second
- **Material Clamping Capacity:**
4"
- **Hole Centering Capability:**
1/2" material to 1-1/2" material
- **Weight:**
TP: 77 lbs., FP: 138 lbs., FE: 176 lbs.
- **Dimensions:**
TP: 19" H x 24" W x 24" D (8" Table Height)
FP: 50" H x 24" W x 24" D (40" Table Height)
FE: 50" H x 24" W x 24" D (40" Table Height)
- **Warranty:**
5 Year Limited Warranty



A CONVENIENT SWING STOPS

Quickly position two Pocket-Holes across rails of various widths by placing it against one stop, drilling the hole, then repeating with the rail against the other stop. For drilling Pocket-Holes in panels, the stops simply swing out of the way.

B ADJUSTABLE FENCE

Adjustments couldn't be easier as the fence adjusts right from the topside of the machine to let you center a screw in 1/2" to 1-1/2" thick materials. The hold down clamp also adjusts to allow materials up to 4" thick to be drilled.

C QUICK DRILL BIT CHANGES

Changing drill bits is a quick and simple process. Simply loosen the collet with the provided allen wrench, replace with a new bit and you are back in production in less than 60 seconds.

D MOTORS BUILT TO LAST

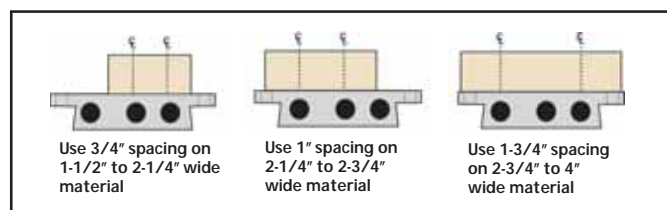
The industrial grade motors used in Kreg machines are built for long lasting service. Kreg machines are also designed to minimize stress on moving parts, greatly reducing the likelihood of failure.

DK3100 Pro Series Multi-Spindle



The Same Face-Frames. Twice as Fast.

If you're looking for the ultimate machine to build face-frames, look no further. The multi-spindle DK3100 contains three spindles which allow you to drill two Pocket Holes across rails of varying widths in just one machine cycle – something that no other Pocket-Hole machine on the market can do. Best of all, it can also be quickly changed to drill a single Pocket-Hole, like our DK1100 series, by simply removing a drill bit. In short, if you're serious about face-frame production, the DK3100 is the machine that will deliver real performance to your shop and profits to your bottom line.




The DK3100 not only drills two Pocket-Holes in one cycle, it also gives you options for spacing the holes. You can set the drill spindles at 3/4", 1" and 1-3/4" on center, perfect for today's most common rail widths.

[See it in action online.](#)

Pocket-Holes Twice as Fast!

Multiple spindles give you the option of three different hole spacings to fit today's most common face-frame widths. If you would prefer to drill only one Pocket-Hole, no problem, just remove a drill bit and you get the equivalent of our DK1100 single-spindle machine. Only Kreg offers you the option of one or two Pocket-Holes at a time and your choice of three different on-center hole spacings **IN THE SAME MACHINE!**



DK3100 Multi-Spindle Availability



DK3100 Multi-Spindle

Twice the Pocket-Holes. Twice the Productivity. The DK3100 features a strong 110V 1-1/2" hp electric motor which runs two separate spindles and drills two perfect Pocket-Holes in less than one second.

ITEM# DK3100

\$3,799

Recommended Accessories



DKDB drill bit

3/8" drill bit. Highly heat-resistant cobalt steel construction for a longer life.

ITEM# DKDB

\$34⁹⁹



LH-DKDB drill bit (DK3100 only)

Left handed 3/8" drill bit. Highly heat-resistant cobalt steel construction for a longer life.

ITEM# LH-DKDB

\$39⁹⁹

SPECIFICATIONS

- **Motor:** Electric, 1-1/2 hp 110 V single phase
- **Drill Bits:** DKDB Drill Bit (3/8" Shank Dia. 3/16" Pilot, 1/2" long)
- **CFM Rating:** 1 cfm clamp cylinder (90 psi)
- **Cycle Time:** 1 second
- **Material Clamping Capacity:** 4"
- **Hole Centering Capability:** 1/2" material to 1-1/2" material
- **Weight:** 176 lbs.
- **Dimensions:** 50" H x 24" W x 24" D (40" Table Height)
- **On-Center Spindle-Spacings:** 3/4", 1", 1-1/2"
- **Warranty:** 5 Year Limited Warranty



A EASY SETUP

The lift-off top gives you direct access to the drill bits. A simple turn of an allen wrench in the drill bit collets is all it takes to change bits. In less than a minute, you can change to any of the three settings or set up the DK3100 for single-spindle drilling.

B ONE SECOND CYCLE TIMES

Two Pocket-Holes in one second? It's not a dream, it's reality with the DK3100. The one-touch foot pedal fires the spindle to make two perfect Pocket-Holes in one second.

C DURABLE

The DK3100 uses a hardened steel drill guide that supports the drill bits all the way into the workpiece, prolonging drill bit life and improving the cut quality of the Pocket-Hole.

DK5100 Pro Series Panel Boring Machine



One Machine Cycle. Five Pocket-Holes.

Five industrial-grade motors, five individually activated clamping cylinders, and five durable drill spindles; all in one amazing machine. The DK5100 makes drilling multiple Pocket-Holes across cabinet sides, shelving, stairs, and window/door extensions, easier than ever before. In the right situation, it can beat the bottle-neck that's slowing down your shop and significantly improve your bottom line.



Don't let bit changes slow you down. The simple and straight forward design of the 5100 – and all of our machines – lets you make easy bit changes in 60 seconds or less.

See it in action online.



Increase Your Shop's Output

This machine is built for the shop that has a specific repetitive application that screams for increased productivity. The time saved by drilling up to five Pocket-Holes at once is truly dramatic and will allow you to reallocate resources to areas of your shop that need more attention.

DK5100 Multi-Spindle Availability



DK5100 Panel Boring
Production panels just got faster. The DK5100 features 5 industrial-grade 3/4 hp pneumatic motors which power 5 individual drilling spindles. Requires a compressor able to produce 20 cfm at 120 psi. (50% duty cycle)

ITEM# DK5100
\$8,999

Recommended Accessories



DKDB Drill Bit
3/8" drill bit. Highly heat-resistant cobalt steel construction for a longer life.

ITEM# DKDB
\$34⁹⁹



Self-Tapping Pocket-Hole Screws
Square drive, case hardened, flat head, auger-point screws. Perfect for any Pocket-Hole application. See Pages 213-14.

SPECIFICATIONS

- **Motor:** Pneumatic, (5) 3/4 hp motors
- **Drill Bits:** DKDB Drill Bit (3/8" Shank Dia. 3/16" Pilot, 1/2" long)
- **CFM Rating:** 20 cfm at 50% Duty Cycle (120 psi)
- **Cycle Time:** 2 seconds
- **Material Clamping Capacity:** 1-3/4"
- **Hole Centering Capability:** 1/2" material to 3/4" material
- **Weight:** 350 lbs.
- **Dimensions:** 50" H x 36" W x 24" D (40" Table Height)
- **On-Center Spindle-Spacings:** 6"
- **Warranty:** 5 Year Limited Warranty



A INDIVIDUAL CONTROL

Each of the five spindles is controlled with an on/off switch located on each clamping tower, giving you instant control of every spindle. Drill with all five spindles at once or turn a couple off to best meet the needs of your project.

B 5 POCKET-HOLES, 1 CYCLE

The DK5100's five spindles are spaced 6" on-center, the perfect spacing for many panel applications. A simple tap of the foot pedal will create five uniform Pocket-Holes in less than 2 seconds. Now that's productivity.

C PNEUMATIC POWER

All five drill spindles are driven by industrial grade pneumatic motors that are designed to provide you with plenty of drilling power, panel after panel, year after year.

Face Framing Table



Save Time. Save Your Back.

Assembling perfectly flush face-frames is a breeze with our pneumatic Face Framing Table. Assembly is quick, and since the flush assembly reduces and often eliminates the need for sanding, you'll save even more time and money. Best of all, the Framing Table stands at a 30 degree angle, so it uses less floor space than a flat table and saves your back by allowing you to work upright rather than hunched over.



Flush face-frames made easy. Align stile and rail along squaring fence. Adjust clamp cylinder and secure joint line. Drive self-tapping screw.

[See it in action online.](#)

Face Framing Table Availability



Face Framing Table
Large, 4'x8' table surface with 4 independently controlled pneumatic clamping cylinders.

ITEM# KFT4X8

\$2,999

SPECIFICATIONS

- **Table Dimensions:**
76" H x 110" W x 30" D
- **Angle:**
30° from vertical
- **Weight:**
350 lbs.
- **Retractable Squaring Fence:**
Retracts out of the way for frames longer than 8'.
- **Work Surface:**
4'x8' melamine, 1-1/8" thick
- **Clamping:**
Four high-quality clamping cylinders can be independently controlled. Activate one at a time or all at once by a master switch.
- **Accessories:**
Add our Pneumatic Screwgun and 8' Coil Hose

Recommended Accessories



Pneumatic Screwgun & 8' Polyurethane Coil Hose
Industrial-grade reversible pneumatic screwgun with quick-change chuck and 8' Polyurethane coil hose with 1/4" NPT fittings and single swivel-fitting. Connects directly to pneumatic outlet on framing table.

ITEM# CT6066

\$199⁹⁹



Perfectly Square. Perfectly Flush.

Fast assembly is great. Fast, accurate assembly that virtually eliminates sanding is even better. With the Framing Table, you'll get it all. It begins with the squaring fence for a perfectly square start. The pneumatic clamping cylinders hold your frame flush against the sturdy surface, helping to eliminate imperfections in the assembly so you'll rarely — if ever — need to finish sand your frame.



A RETRACTABLE SQUARING FENCE

The aluminum squaring fence on the left side of the table retracts out of the way to accommodate frames longer than 8'. Just begin your frame with the squaring fence up, then retract the fence as needed.

B CUSTOMIZED SETUP

Each clamping cylinder can be independently controlled, so you can actuate each cylinder individually or activate them all at once with a master switch located at the bottom of the clamping arm.

C POWERFUL CLAMPING

The four high-quality clamping cylinders apply tremendous pressure on the joint line to maintain a flush assembly. The clamping arm rolls easily on roller bearings and each cylinder glides smoothly along the arm for perfect positioning.



	Foreman DB55	Foreman DB110	Single-Spindle DK1100 TP	Single-Spindle DK1100 FP	Single-Spindle DK1100 FE	Mutli-Spindle DK3100	Panel Boring DK5100
Suggested MSRP:	\$849	\$849	\$2,799	\$2,999	\$2,999	\$3,799	\$8,999
Motor Type:	Pneumatic, 3/4 hp	Electric, 3/4 hp 110 V Single Phase	Pneumatic, 1-1/4 hp	Pneumatic, 1-1/4 hp	Electric, 1-1/2 hp 110 V Single Phase	Electric, 1-1/2 hp 110 V Single Phase	5 Pneumatic, 3/4 hp
Drill Bits:	DKDB drill bit (3/8" shank dia. 3/16 pilot 1/2" long)	DKDB drill bit (3/8" shank dia. 3/16 pilot 1/2" long)	DKDB drill bit (3/8" shank dia. 3/16 pilot 1/2" long)	DKDB drill bit (3/8" shank dia. 3/16 pilot 1/2" long)	DKDB drill bit (3/8" shank dia. 3/16 pilot 1/2" long)	2 DKDB drill bits, 1 LH-DKDB left hand (3/8" shank dia. 3/16 pilot 1/2" long)	DKDB drill bit (3/8" shank dia. 3/16 pilot 1/2" long)
CFM Rating:	6 cfm at 50% duty cycle (120 psi)	N/A	8 cfm at 50% duty cycle (120 psi)	8 cfm at 50% duty cycle (120 psi)	1 cfm for clamp cyclinder (90 psi min.)	1 cfm for clamp cyclinder (90 psi min.)	20 cfm at 50% duty cycle (120 psi)
Cycle Time:	1 second cycle time	1 second cycle time	1 second cycle time	1 second cycle time	1 second cycle time	1 second cycle time	2 second cycle time
Material Clamping Capacity	1-1/2"	1-1/2"	4"	4"	4"	4"	1-3/4"
Hole Centering Capability	1/2" material to 1-1/2" material	1/2" material to 1-1/2" material	1/2" material to 1-1/2" material	1/2" material to 1-1/2" material	1/2" material to 1-1/2" material	1/2" material to 1-1/2" material	1/2" material to 3/4" material
Weight	40 lbs.	40 lbs.	77 lbs.	138 lbs.	176 lbs.	179 lbs.	350 lbs.
Dimensions	20" H x 14" W x 23" D (Tabletop height of 7")	27" H x 14" W x 23" D (Tabletop height of 7")	19" H x 24" W x 24" D (Tabletop height of 8")	50" H x 24" W x 24" D (Tabletop height of 40")	50" H x 24" W x 24" D (Tabletop height of 40")	50" H x 24" W x 24" D (Tabletop height of 40")	50" H x 36" W x 24" D (Tabletop height of 40")
On-Center Spindle Spacings	N/A	N/A	N/A	N/A	N/A	3/4", 1", 1-3/4"	6"
Options <i>(CE 230 V) Single Phase for use in Europe</i>	CE Certified #DB55	N/A	CE Certified #DK1100 TP	CE Certified #DK1100 FP	CE Certified Model Available #DK1100 FE-CE (CE 230 V) Single Phase	CE Certified Model Available #DK3100-CE (CE 230 V) Single Phase	CE Certified #DK5100



Trim Carpentry DVD

Gary Striegler, a second generation homebuilder with over 25 years of hands-on experience, demonstrates some of his time proven techniques for creating classic home details that set his work apart from the competition. In this two hour DVD, watch as Gary uses the speed, strength, and simplicity of Kreg Joinery to create a variety of eye catching trim details for the home.

A. #V07-DVD Trim Carpentry \$9.99



The Picture Frame Guide Book

53 pages of scale illustrations showing 848 different picture frames, 29 dimension charts providing framing size information, troubleshooting tips, and construction rules-of-thumb for almost every size of picture frame imaginable. Written and illustrated by Jerry Cole.

#BOOK-PFG \$19.99



Cabinetmaking DVD

Have you been reluctant to build your own cabinets because of the complicated joinery and time commitment involved? Well, wait no longer..Kreg Joinery provides a proven technique that will help you build your projects Faster, Stronger, Simpler and Better than you ever imagined possible! This DVD guides you through the basic techniques needed to create cabinets for your shop, home office or kitchen.

B. #V03-DVD Cabinetmaking \$9.99



The Pocket Hole Drilling Jig Project Book

The Pocket Hole Drilling Jig Project Book gives woodworkers step-by-step instructions for using a pocket hole drilling jig to create joints in a range of stunning furniture projects, including: • Face-frames • Cabinets • Tables • Shelving units • Dressers • Frame-and-panel doors • And more.

#PHDBOOK \$24.99



Router Tables DVD

No workshop is complete without a sturdy router table to complete all of your shaping operations. Why not build one that will last a lifetime with plywood and the simplicity of Kreg Joinery? This table features loads of storage space with large pull-out bottom drawers as well as dust-free router bit storage cavities. Last, but not least, a well thought out dust collection system pulls dust from both behind the fence and below the table to make this design one-of-a-kind.

C. #V06-DVD Router Tables \$9.99



Project Plans

All 15 of our New Pocket-Screw project plans in an easy to read format.

\$4.99 EACH

- | | |
|------------------|-------------------------|
| #PLAN-WORKBENCH | Workbench |
| #PLAN-BIRDHOUSE | Birdhouse / Feeder |
| #PLAN-WALLSHELF | Wall Shelf with Hooks |
| #PLAN-SIDETABLE | Side Table |
| #PLAN-BOOKSHELF | Bookshelf |
| #PLAN-CDRACK | CD Rack |
| #PLAN-COATRACK | Mudroom / Coatrack |
| #PLAN-COFFTABLE | Coffee Table |
| #PLAN-GARDPTBNCH | Gardeners Potting Bench |
| #PLAN-STUDENTDSK | Student Desk |
| #PLAN-PLNTRBENCH | Bench w/ Planter |
| #PLAN-QUILTTRACK | Quilt Rack |
| #PLAN-RECYCENTER | Recycling Center |
| #PLAN-TOYBOX | Toy Box |
| #PLAN-UPWALLCAB | Upper Wall Cabinet |



Tables DVD

Ever thought of yourself as a furniture maker? With Kreg Joinery as its foundation this video will have you building strong, sturdy tables in a matter of hours. Use the skills acquired in this video to produce tables for every room in the house; from end tables and coffee tables, to sofa tables, dining room tables and more...

D. #V05-DVD Tables \$9.99



Basic Cabinetmaking Booklet

This 40 page booklet covers the basics of building professional face-frame cabinets with Kreg Joinery. The information in this booklet was provided as excerpts from an upcoming cabinetmaking book by Mark Duginske. The content of this booklet centers around building a single 15" wide base cabinet to help develop skills that will later allow a customer to produce an entire kitchen.

#MD-CAB01 Basic Cabinetmaking \$4.99



Kreg T-Shirt

Heavy-Weight, Double-Stitched, 100% Cotton
Available in Sizes Adult L-XL

#BSSL	Large	\$12.00
#BSSXL	X-Large	\$12.00



Kreg Long-Sleeve T-Shirt

Heavy-Weight, Double-Stitched, 100% Cotton
Available in Sizes Adult L-XL

#BLSL	Large	\$15.00
#BLSXL	X-Large	\$15.00



The New Complete Guide to the Band Saw

This comprehensive book written by well-known Band Saw expert and author Mark Duginske details the history and modern use of the "Most Important Tool In Your Shop" – the Bandsaw.

#BOOK-MDBSGB Band Saw Book \$19.99



Kreg Baseball Cap

Low-Profile, Adjustable Fabric Back Strap, One Size Fits All

#BHAT One Size Fits All \$5.00



Kreg Tool Company
201 Campus Drive
Huxley, IA 50124
www.kregtool.com

PRSRT STD
U.S. Postage
PAID
Des Moines, IA
Permit No. 4839

Catalog Version 26
Print Date: July, 2010
Replaces all previous catalogs

A Deck you can be PROUD of.

NEW
See pages 17 & 18

How it Works




The Kreg Deck Jig™ guides your drill bit and self-tapping screw at the precise angle necessary.



Looks Better



Lasts Longer



More Comfortable



Whether you're building a new deck or refinishing an old one, you want to do the job right. With the Kreg Deck Jig™ and a few simple tools you already own, you can create a beautiful and functional deck surface completely free of exposed fasteners and painful splinters. A deck you can be truly proud of.

▶ See it in action at www.kregtool.com